

# **Verb Tenses for English for Academic Purposes**

**Sari Martin &  
Virginia McHardy**

# VERB TENSES FOR ENGLISH FOR ACADEMIC PURPOSES

SARI MARTIN AND VIRGINIA MCHARDY

EDITED BY OER DESIGN STUDIO



*Verb Tenses for English for Academic Purposes* Copyright © 2019 by Sari Martin and Virginia McHardy is licensed under a Creative Commons Attribution-NonCommercial-ShareAlike 4.0 International License, except where otherwise noted.

Except where otherwise noted, *Verb Tenses for English for Academic Purposes* by Sari Martin & Virginia McHardy is licensed under CC-BY-NC-SA.



# CONTENTS

Accessing and Using Verb Tenses for English for Academic Purposes	vii
Accessibility Statement	xi
Acknowledgements	xiii
Introduction	1

## Lessons

1. The Verb "To Be" in Present	3
2. The Simple Present Tense	12
3. The Present Continuous Tense	25
4. Review of Simple Present and Present Continuous	39
5. The Simple Future Tense	45
6. The Future - "Be Going to"	55
7. The Future Continuous Tense	64
8. Review of Future Tenses	74
9. The Simple Past Tense	79
10. Past Continuous Tense	88
11. The Present Perfect Tense	99
12. The Present Perfect Continuous Tense	111
13. The Past Perfect Tense	123
14. The Past Perfect Continuous Tense	132
15. Review of Past Tenses	142
16. The First Conditional	149
17. The Second Conditional	157
18. The Third Conditional	164

19. The Passive Voice	172
20. Past and Past Participle Forms	180
Update & Change Log	187

# ACCESSING AND USING VERB TENSES FOR ENGLISH FOR ACADEMIC PURPOSES

---

## Welcome to Verb Tenses for English for Academic Purposes

This is an openly accessible (free) textbook available to all students on the web.

This textbook is designed to be accessible using standard web browsers, mobile devices, screen readers and other assistive technology. You can access the book in a number of formats. Requirements, tools, and suggestions for navigating and using the book are listed on this page. If you encounter any issues in accessing the book, please connect with your professor.

Never used an Open Educational Resource (OER) before? Check out our Student Guide to Using OER Textbooks [New Tab] (<https://ecampusontario.pressbooks.pub/georgianoer/>)

## **Book formats**



## Typical OER Textbook Formats, Requirements, Features &amp; Access Options

Book Format	Requirements	Features	Access Options
<b>Online web book</b> ( <a href="https://ecampusontario.pressbooks.pub/verbtenses/">https://ecampusontario.pressbooks.pub/verbtenses/</a> )	<ul style="list-style-type: none"> <li>Internet access</li> <li>Web browser</li> </ul>	<ul style="list-style-type: none"> <li>Optimized for online access (web browser)</li> <li>Embedded interactive and text-based activities</li> <li>Embedded videos</li> <li>Embedded glossary terms</li> </ul>	<ul style="list-style-type: none"> <li>Read online (<a href="https://ecampusontario.pressbooks.pub/georgianoer/chapter/navigating-webbook/">https://ecampusontario.pressbooks.pub/georgianoer/chapter/navigating-webbook/</a>) with your device or assistive technology</li> <li>Use Text-to-Speech (<a href="https://ecampusontario.pressbooks.pub/georgianoer/chapter/speech-to-text/">https://ecampusontario.pressbooks.pub/georgianoer/chapter/speech-to-text/</a>) to listen to the book</li> <li>Take Digital notes (<a href="https://ecampusontario.pressbooks.pub/georgianoer/chapter/taking-notes/">https://ecampusontario.pressbooks.pub/georgianoer/chapter/taking-notes/</a>) while you read</li> </ul>
<b>Digital PDF</b> ( <a href="https://ecampusontario.pressbooks.pub/verbtenses/open/download?type=pdf">https://ecampusontario.pressbooks.pub/verbtenses/open/download?type=pdf</a> )	<ul style="list-style-type: none"> <li>Internet access</li> <li>PDF viewer</li> </ul>	<ul style="list-style-type: none"> <li>Optimized for reading with internet (PDF viewer)</li> <li>Text-based activities</li> <li>Clickable Links to videos and other resources</li> <li>Glossary of terms</li> </ul>	<ul style="list-style-type: none"> <li>Save to a device or drive as desired (<a href="https://ecampusontario.pressbooks.pub/georgianoer/chapter/printing-options/">https://ecampusontario.pressbooks.pub/georgianoer/chapter/printing-options/</a>)</li> <li>Access from your device with/without internet</li> <li>Use internet access for clickable links/videos</li> <li>Take Digital notes (<a href="https://ecampusontario.pressbooks.pub/georgianoer/chapter/taking-notes-studying/">https://ecampusontario.pressbooks.pub/georgianoer/chapter/taking-notes-studying/</a>) while you read</li> </ul>
<b>Print PDF</b> ( <a href="https://ecampusontario.pressbooks.pub/verbtenses/open/download?type=print_pdf">https://ecampusontario.pressbooks.pub/verbtenses/open/download?type=print_pdf</a> )	<ul style="list-style-type: none"> <li>Internet access for initial download</li> <li>PDF viewer to open file</li> <li>Ability to print or access to a print shop (recommended)</li> </ul>	<ul style="list-style-type: none"> <li>Optimized for printing/accessing offline</li> <li>Text-based activities</li> <li>Glossary of terms</li> </ul>	<ul style="list-style-type: none"> <li>Save to a device or drive as desired (<a href="https://ecampusontario.pressbooks.pub/georgianoer/chapter/printing-options/">https://ecampusontario.pressbooks.pub/georgianoer/chapter/printing-options/</a>)</li> <li>Read offline on device (<a href="https://ecampusontario.pressbooks.pub/georgianoer/chapter/navigating-pdf/">https://ecampusontario.pressbooks.pub/georgianoer/chapter/navigating-pdf/</a>) (no active/clickable links)</li> <li>Print chapters or whole book as needed</li> <li>Refer back to web book to access links/interactive activities</li> </ul>

Don't forget to cite/reference your textbook (<https://ecampusontario.pressbooks.pub/georgianoer/chapter/citing-and-referencing-your-textbook/>) if you use it in your research or assignments.

## Do you prefer a printed textbook?

This book is **free** to access, use and print in any of the above formats for non-commercial purposes. If you prefer a printed textbook, you are encouraged to print sections/the entire book.

## Recommendations

- Check for printing costs at your on-campus print shop or a local print shop (Staples, etc)
- Printing a large document is often significantly less expensive at a print shop than it is to print on your home printer or at the Library
- Ask about binding or 3 hole punching when you order, as this is usually low cost and will make your textbook easier to use

This book is licensed under CC BY-NC-SA 4.0, allowing students/faculty to print it for their personal use at the cost of printing.

**This book may not be printed and sold for profit.**

## Experiencing navigation issues?

If you encounter navigation issues while accessing this text via a link from your course in Blackboard (or other learning management system), please try accessing the online web book by using the web address in your browser. The bottom left and right corners of the web book allow you to navigate through the book (previous/next) and the top left hand corner of the web book features a drop down table of contents.

## Attribution & References

Except where otherwise noted, "Accessing and Using Verb Tenses for English for Academic Purposes" by Sari Martin & Virginia McHardy is licensed under CC BY-NC-SA 4.0.

# ACCESSIBILITY STATEMENT

---

## Accessibility features of the web version of this resource

The web version of *Verb Tenses for English for Academic Purposes* has been designed with accessibility in mind by incorporating the following features:

- It has been optimized for people who use screen-reader technology.
  - all content can be navigated using a keyboard.
  - links, headings, and tables are formatted to work with screen readers.
- All images in this guide are described fully in the text, alt-tag or in an image description section for complex images.
- Information is not conveyed by colour alone.
- Pressbooks has built in features such as the ability to change font size.

## Other file formats available

In addition to the web version, additional files are available in a number of file formats including PDF, EPUB (for eReaders).

## Known accessibility issues and areas for improvement

This book's adapters have attempted to improve upon existing features from the original sources and improve these materials for all users.

While we strive to ensure that this resource is as accessible and usable as possible, we might not always get it right. Any issues we identify will be listed below. If you encounter issues with this text, please notify your Professor.

### List of Known Accessibility Issues

Location of Issue	Need for Improvement	Timeline	Work Around
Various chapters	Very long alternative text is used to explain complicated diagrams/charts	–	–
Various chapters	Fill in the blanks activities not optimized	next update	Underscores are used ____ to denote blanks
Various chapters	YouTube URLs not optimized to shortened version	next update	Use longer form.

## Accessibility standards

The web version of this resource has been designed to meet AODA requirements (<https://www.aoda.ca/the-act/>), along with the Web Content Accessibility Guidelines 2.0 (<https://www.w3.org/TR/WCAG20/>), level AA. In addition, it follows all guidelines in Appendix A: Checklist for Accessibility (<https://opentextbc.ca/accessibilitytoolkit/back-matter/appendix-checklist-for-accessibility-toolkit/>) of the *Accessibility Toolkit – 2nd Edition* (<https://opentextbc.ca/accessibilitytoolkit/>).

**This statement was last updated on June 26, 2023.**

## Attributions & References

This information was adapted from “Accessibility statement (<https://opentextbc.ca/pressbooks/front-matter/accessibility-statement/>)” In *Pressbooks Guide* (<https://opentextbc.ca/pressbooks>) by BCcampus , licensed under CC BY 4.0. / Adapted to match the current OER with relevant deficiencies noted.

# ACKNOWLEDGEMENTS

---

This OER was first published on **June 23, 2023**

*Verb Tenses for English for Academic Purposes* was created by Sari Martin and Virginia McHardy, with support from the OER Design Studio at the Georgian College Library.

Inspired by *Effective English for Teachers* by Annapurna Madhuri, this book covers Verb Tense lessons for Georgian College's English for Academic Purposes program. The book reuses some activities from *Effective English for Teachers*, but has been created with its own structure and unique content. Reused activities and source materials are marked throughout the book.

In most sections of this OER, updates have been made to existing content (especially H5P activities) to improve usability and accessibility, incorporate interactive elements and improve the overall student experience.

## Book Cover & Images

- *Verb Tenses for English for Academic Purposes* book cover, designed by Shaima & supported by the Georgian College Library OER Design Studio, Summer 2022 [Added April 2023]
- Original cover image (<https://unsplash.com/photos/3KJpF86nR4c>) by Meriç Dağlı, used under Unsplash license (<https://unsplash.com/license>)
- Musical heart used in multiple chapters: Image by GDJ (<https://pixabay.com/users/gdj-1086657/>) is used under Pixabay License (<https://pixabay.com/service/license-summary/>)

## Copyright & Open Licensing

*Verb Tenses for English for Academic Purposes* by Sari Martin and Virginia McHardy is licensed under CC BY-NC-SA 4.0, except where otherwise noted. Individual sections, content, images and activities are marked with their relevant copyright and open licensing information.

- YouTube videos in this OER are embedded/used under the Standard YouTube license (<https://www.youtube.com/static?gl=CA&template=terms>).

Unless otherwise indicated, third-party texts, images and other materials quoted in this OER are

included on the basis of Fair Dealing (<https://oer.pressbooks.pub/fairuse/back-matter/appendix-three-educational-fair-dealing-in-canada/>) (Canada) as described in the Code of Best Practices for Fair Use in Open Education (<https://oer.pressbooks.pub/fairuse/>).

## Attribution & References

Except where otherwise noted, “Acknowledgements” by Sari Martin & Virginia McHardy is licensed under CC BY-NC 4.0.

# INTRODUCTION

---

## About this Book

Verb Tenses for English for Academic Purposes was commissioned by the EAP Program, Liberal Arts Department at Georgian College in 2023, Barrie, Canada. It is meant for the students in the program and is aligned with the Georgian College EAP program course outcomes. We wanted to create a textbook that would be accessible to our students, simple to understand, and convenient to use. Each chapter has been designed with 4 parts in mind:

- Learning Outcomes
- Functions
- Forms
- Practices

In the Learning Outcomes section, we listed what the students should be able to do after they have completed the chapter. In the Functions section, we explained the various ways the verb tense could be used, showed a timeline, included time markers and gave several example statements. In the Forms section, a chart is presented on how the verb tense is structured in affirmative and negative statements, as well as yes/no and information questions. We also included spelling rules if necessary. Finally, in the Practice section, we created activities in which students had to apply the form and functions that they had learned during the unit. At the end of each chapter, we suggested songs to look up and a joke using the specific verb tense from the chapter, to make grammar tenses just a little less scary for students.

The people studying in the Georgian College EAP program come from diverse backgrounds and include international as well as domestic students who are working toward a pathway into post-secondary programs. Our idea of creating this resource stemmed from the new reality of classes shifting online, initiated by the pandemic. We wanted our students to have supplementary material that matched the syllabi because we found that most online textbook versions did not include the

specific verb tenses that our students were working on in the classroom, along with a simplified explanation of the most common uses of each tense.

For the both of us, this project was the first time we had created an online Pressbook. It was a huge endeavor, however, as we got deeper into the project, it became almost addictive. It was very satisfying as the chapters started coming together. We were constantly keeping our students in mind as we carefully worded our content. It has also inspired us to soon add on other grammar to this textbook, or create another OER for our EAP program.

We would like to acknowledge Jen Booth and Jessica Jones from the Georgian College Library's OER Design Studio for always responding to our endless questions on formatting and accessibility. They were quick to respond, patient and very supportive. We are grateful to our EAP department members for rooting for us throughout this long process, especially to our EAP manager, Corinne Whitney, who was our biggest fan. To our families, Rich, Ryan, Jenne, and Joe, you will never know how much your support has meant to us.

Finally, it has been a pleasure working together as a dynamic duo on our project, and hopefully this is just the beginning.

Sari and Virginia

## Attribution & References

Except where otherwise noted, "Introduction" by Sari Martin & Virginia McHardy is licensed under CC BY-NC-SA 4.0.



# 1. THE VERB "TO BE" IN PRESENT

---

## Learning Outcomes

After completing Chapter 1, students will know how to:

- use the functions of the verb "To Be".
- form the verb "To Be" in affirmative statements, negative statements and questions.
- apply the verb "To Be" in various situations.

## Functions of "To Be"

The verb "to be" is used for:

1. showing the existence of something.
2. describing the condition of a noun.

Let us discuss these points in detail.

## **The Existence of Something:**

The existence of something can include nouns that are present. Some examples are:

- I am at home.
- He is in the living room.
- They are at school.
- She isn't at work today.
- We aren't there yet.
- Are you here?
- Is the dog in the kitchen?

## **The Condition of a Noun:**

The condition of a noun describes something. This includes an adjective after the 'be' verb. Some examples are:

- I am hungry.
- He is angry.
- She is beautiful.
- They aren't sorry.
- It isn't pleasant out.
- Are you happy?
- Is she shy?

## Form of the Verb "To Be"

### Affirmative Sentences: Subject + "be"

Subject +	"be" +	happy.
I	am	happy.
He	is	happy.
She	is	happy.
It	is	happy.
You	are	happy.
We	are	happy.
They	are	happy.

### Negative Sentences: Subject + "be + not

Subject +	"be"+	not	
I	am	not	happy.
He	is	not*	happy.
She	is	not	happy.
It	is	not	happy.
You	are	not**	happy.
We	are	not	happy.

\* is not = isn't    \*\*are not = aren't

### Yes/No Questions: "Be" + subject...?

"Be" +	subject	+ ?	Short Answer
Am	I	happy?	Yes, you are./No, you aren't.
Is	he	happy?	Yes, he is./No, he isn't.
Are	you	happy?	Yes, we are./No, we aren't.

## Information Questions: Wh- + "be" + subject?

Wh- +	"be"	+ subject	...?
Where	am	I?	
Why	is	he	angry?
When	are	they	home?

## Simple Present "To Be" Functions Practice

### Simple Present "To Be" Functions Practice (Text Version)

Read the sentence and decide the function of 'to be'. Guess if the function is 1. the existence of something or 2. the condition of a noun.

1. Her dress is gorgeous.
2. There are many books in the library.
3. The marathon runner is exhausted.
4. There is a long line at the restaurant.
5. His daughter is a surgeon.
6. He is on the phone.
7. They are in a meeting.
8. She isn't in her office at the moment.
9. The dog is very hungry.
10. He is on vacation.

**Check your Answers in footnote<sup>1</sup>**

**Activity source:** "Function Practice Simple Present 'To Be'", by Sari Martin, licensed under CC BY-NC SA 4.0.

## Present "To Be" Form Practice – Affirmative, Negative, Interrogative

### Present "To Be" Practice – Affirmative

#### Present "To Be" Form Practice Affirmative (Text Version)

Fill in the blanks using the verb "to be" in present tense. Your sentence might be in affirmative, negative or interrogative. Use contractions whenever possible.

1. He \_\_\_\_\_[Blank 1] at home, at the moment, sorry. He \_\_\_\_\_[Blank 2] on vacation.
2. \_\_\_\_\_[Blank 1] the cat hungry? I don't think anyone fed her yet.
3. The cat \_\_\_\_\_[Blank 1] hungry. I just fed her.
4. Where \_\_\_\_\_[Blank 1] my glasses? I can't remember where I put them.
5. Many of the children in the school \_\_\_\_\_[Blank 1] sick right now. They all have terrible colds.
6. \_\_\_\_\_[Blank 1] they at the restaurant already?
7. Even though they worked a long day, they \_\_\_\_\_[Blank 1] tired at all right now.
8. I \_\_\_\_\_[Blank 1] not at work today. I \_\_\_\_\_[Blank 2] at home instead.
9. \_\_\_\_\_[Blank 1] you smart enough to get 100% on the exam?
10. There \_\_\_\_\_[Blank 1] a great shoe sale at the shopping mall.
11. She \_\_\_\_\_[Blank 1] very patient. She always loses her temper quickly.
12. There \_\_\_\_\_[Blank 1] many songs to choose from on the list.

**Check your Answers in footnote<sup>2</sup>**

### Present "To Be" Practice – Negative

#### The Verb "To Be" Negative (text version)

Match the words to the blanks to complete the sentences.

#### Words

- aren't
- is
- Is

- Are
- am

- Am
- isn't

- are
- am not

## Sentences

1. Barrie \_\_\_\_\_[Blank A] north of Toronto.
2. The students \_\_\_\_\_[Blank A] quiet. They are all talking on their phones.
3. I \_\_\_\_\_[Blank A] really tired today.
4. I think I got lost. \_\_\_\_\_[Blank A] I in the B building?
5. John \_\_\_\_\_[Blank A] happy when his students \_\_\_\_\_[Blank B] late.
6. I \_\_\_\_\_[Blank A] at school today because I \_\_\_\_\_[Blank B] sick.
7. \_\_\_\_\_[Blank A] Corinne in the office today?
8. The students \_\_\_\_\_[Blank A] in the library.
9. Georgian College \_\_\_\_\_[Blank A] very big compared to other colleges.
10. \_\_\_\_\_[Blank A] you hungry?

**Check your Answers in footnote<sup>3</sup>**

## Present “To Be” Practice – Interrogative

### The verb “To Be” Interrogative (text version)

Complete the sentences by using the verb “To be” in present tense.

1. We \_\_\_\_ happy today!
  - a. am
  - b. is
  - c. are
2. Natalie \_\_\_ our new lab technologist.
  - a. am
  - b. is
  - c. are
3. It \_\_\_ very warm today. I need a coat.
  - a. am
  - b. is

- c. isn't
4. The students \_\_ in class today because it \_\_ a holiday.
- a. are/is
  - b. aren't/isn't
  - c. aren't/is
5. I \_\_\_ available today because I \_\_\_ sick.
- a. am/am
  - b. am not/am
  - c. am not/am not
6. Georgian College \_\_\_ closed during the Christmas break.
- a. am
  - b. is
  - c. are
7. \_\_\_ you hungry?
- a. Am
  - b. Is
  - c. Are
8. Where \_\_ the classroom?
- a. am
  - b. is
  - c. are
9. The teachers at Georgian College \_\_\_ fun to be around.
- a. am
  - b. is
  - c. are
10. Why \_\_\_ Daniella tired?
- a. am not
  - b. aren't

- c. am
- d. isn't

**Check your Answers in footnote<sup>4</sup>**

**Activity source:** "Present 'To Be' Form Practice Affirmative", by Sari Martin. "To Be" Negative & "To Be" Interogative by Virginia McHardy, all licensed under CC BY-NC SA 4.0.

## Communicative Activity – Describe a Friend” Presentation

- Write 3–5 simple sentences about a friend or family member.
  - “She is tall.”
  - “He is not a teacher.”
  - “She is funny and kind.”
- Then, they present to a partner or small group.

**Variation:** Turn it into a guessing game: “Guess who I’m talking about!”

## Verb Tenses in Music

For a fun activity, listen to the following songs:

- We are the Champions by Queen
- You’re Beautiful by James Blunt

Can you hear the verb “to be” in the lyrics?





*An old teacher asked her student, "If I say, 'I am beautiful,' which tense is that?"*

*The student replied, "It is obviously past."*

**“The Verb “To Be” Joke”** by Virginia McHardy, licensed under CC BY 4.0.

## Attribution & References

Except where otherwise noted, “The Verb “To Be” in Present” by Sari Martin & Virginia McHardy is licensed under CC BY-NC-SA 4.0.

## Notes

1.
  1. the condition of a noun
  2. the existence of something
  3. the condition of a noun
  4. the existence of something
  5. the existence of something
  6. the existence of something
  7. the existence of something
  8. the existence of something
  9. the condition of a noun
  10. the existence of something
2.
  1. isn't/is, 2. Is, 3. isn't, 4. are, 5. are, 6. Are, 7. aren't, 8. 'm/'m, 9. Are, 10. is, 11. isn't, 12. are
  2. 1. a) is, 2. a) aren't, 3. a) am, 4. a) Am, 5. a) isn't, b) are, 6. a) am not, b) am, 7. a) Is, 8. a) are, 9. a) isn't, 10. a) Are.
  3. 1. c, 2. b, 3. c, 4. c, 5. b, 6. b, 7. c, 8. b, 9. c, 10. d.

## 2. THE SIMPLE PRESENT TENSE

---

### Learning Outcomes

After completing Chapter 2, students will know how to:

- use the functions of the Simple Present Tense.
- form the Simple Present Tense in affirmative statements, negative statements and questions.
- apply the Simple Present Tense in various situations.
- use the correct spelling rules for 3rd person singular verbs in the Simple Present Tense.

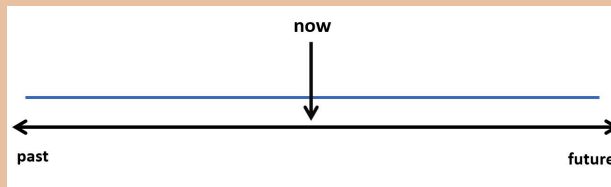
### Functions of The Simple Present Tense

Simple present tense is used for

1. general truths
2. actions happening at the moment (stative verbs)
3. routines, habits, and schedules
4. future appointments or future schedules

Let us discuss all these points in detail.

## General Truths:

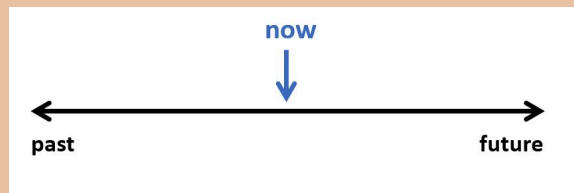


**“General Truths”** by Virginia McHardy, licensed under CC BY-NC 4.0.

General truths can include **facts or something that exists and is always true**. These can be scientific facts, preferences, likes, dislikes, descriptions, or general states, for instance. Some examples are:

- I like pizza.
- I don't like coffee.
- Erin works really hard.
- The sun rises in the east.
- That store doesn't open early in the morning.
- He has brown hair and brown eyes.
- She owns a car.

## Actions Happening at the Moment:



**“Actions happening at the moment”** by Virginia McHardy, licensed under CC BY-NC 4.0.

We usually use the Present Continuous Tense when we want to express actions happening at the moment. However, some verbs cannot be put in a continuous tense, so they are called **stative verbs**. Stative verbs include verbs like *feel*, *understand*, *have*, etc. This is when we use The Simple Present Tense. Some examples are:

- I have a headache at the moment.

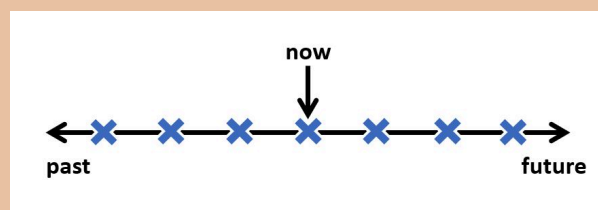
- I see my teacher at the water fountain.
- He feels jealous.
- I don't understand this lesson.
- She doesn't appear happy right now.

Below are some examples of stative verbs:



**“Stative Verbs”** by Annapurna Madhuri, licensed under CC BY-NC-SA 4.0.

## Routines, Habits, and Schedules:



**“Routines, Habits and Schedules”** by Virginia McHardy, licensed under CC BY-NC 4.0.

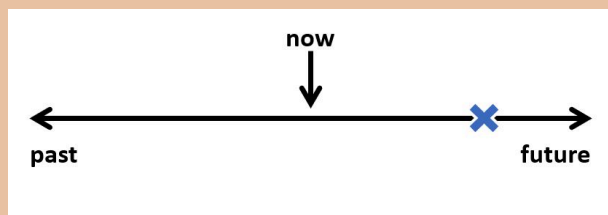
The Simple Present Tense is used to express regular habits, routines, schedules, and repeated actions. Some examples are:

- I take a shower every morning.
- I turn off all the lights before I leave the house.
- Samir plays basketball on Saturday afternoons.
- We visit the dentist twice a year.
- The class doesn't meet on Wednesdays.
- I don't watch TV in the evening.

With this function, frequency adverbs can be used, including *always*, *never*, *sometimes*, *usually*, *often*, *rarely*, *hardly ever*, etc. These adverbs come before the main verb, or after the verb “to be”. Some examples are:

- I **usually** wake up at 7am.
- I don't **often** have a cup of coffee in the afternoon.
- They **rarely** visit us in the winter.
- He is **never** late to class in the mornings.

### Future Appointments or Schedules:



**“Future Appointments or Schedules”** by Virginia McHardy, licensed under CC BY-NC 4.0.

We sometimes use The Simple Present Tense for future appointments or meetings. This is especially true for public transportation and formal appointments with a scheduled time. Some examples are:

- We have a test next Friday.
- She sees the doctor in 2 days.
- The bus leaves at 7am tomorrow.
- The train leaves in one hour.

### **\*\*Time Markers Used with The Simple Present Tense**

Some common time markers used with The Simple Present Tense are:

- every day/night/week/month/year
- in the morning/afternoon/evening
- once a day/week/month/year
- on Mondays/Tuesdays/Wednesdays etc...

## Form of The Simple Present Tense

Let us now explore how the Simple Present Tense is formed:

### Affirmative Sentences: Subject + base verb(s) .

Subject +	base verb (s) +	every day.
I	swim	every day.
He	swims	every day.
She	swims	every day.
They	swim	every day.

### Negative Sentences: Subject + do/does+ not + base verb.

Subject +	do/does+	not +	base verb
I	do	not (don't)	swim.
He	does	not (doesn't)	swim.

### Yes/No Questions: Do/Does + subject + base verb?

Do/Does +	subject+	base verb?	Short Answer
Do	you	swim?	Yes, I do./ No, I don't.
Does	he	swim?	Yes, he does./ No, he doesn't.

### Information Questions: Wh ? + do/does + subject + base verb?

Wh ? +	do/does+	subject	+ base verb?	Answer
Where	do	you	swim?	I swim in my friend's pool.
When	does	he	swim?	He swims every Saturday.

### Spelling Rules

Rule for 3 <sup>rd</sup> Person	Example
For most verbs, just add -s.	play → plays help → helps think → thinks
For verbs that end in consonant + -y, change the -y to -i and add -es.	cry → cries copy → copies marry → marries
For verbs that end in voiceless sounds (/s/, /z/, etc.), add -es.	teach → teaches fix → fixes kiss → kisses
Exceptions	be → is have → has

**“Spelling Rules for Simple Present Tense”** by Virginia McHardy, licensed under CC BY-NC 4.0.

### Watch It!

**Watch the video:** Forming the Present Simple tense in English (<https://www.youtube.com/watch?v=L9AWrJnhsRI>) (5 minutes)

## Simple Present Functions Practice

Read each sentence and guess the function. Click ‘turn’ to see the answer.

### Simple Present Tense Functions (Text Version)

Read each simple present sentence and guess the function. The functions are: General truth (preference); General truth (fact); General truth (states); actions happening at the time of speaking (stative verbs); routines/habits; and future schedules.

1. She earns a lot of money.
2. The bus leaves at 3:00pm.

3. The moon revolves around the earth.
4. The baby drinks a glass of milk every morning.
5. Neelu likes chocolate.
6. Wood always floats on water.
7. Lions hunt at night.
8. She leaves for Mexico in two days.
9. I have a really bad stomachache.
10. I feel nervous.
11. I own a car and a bicycle.
12. He occasionally drinks coffee in the morning.
13. Richard does not take care of his pets.
14. The students do not have a test tomorrow.
15. The flowers do not bloom until late spring.
16. I play the piano.
17. I do not like broccoli.
18. He works out on the weekends mostly.
19. I don't understand what he's saying.

**Check your Answers in footnote<sup>1</sup>**

**Activity source:** "Simple Present Tense Functions" by Sari Martin, licensed under CC BY-NC SA 4.0.

## Simple Present Form Practice – Affirmative

### Simple Present form quiz (Text version)

Fill in the given blanks with the correct form of verb listed below each question

1. She \_\_\_\_\_[Blank 1] a lot of money.
  - a. earns
  - b. earn



2. Mona's dress \_\_\_\_\_[Blank 1] beautiful.
  - a. to be
  - b. is
3. The bus \_\_\_\_\_[Blank 1] at 3.00 pm.
  - a. leave
  - b. leaves
4. The moon \_\_\_\_\_[Blank 1] round the earth.
  - a. revolve
  - b. revolves
5. The baby \_\_\_\_\_[Blank 1] a glass of milk every morning.
  - a. drink
  - b. drinks
6. Aurora \_\_\_\_\_[Blank 1] chocolates.
  - a. like
  - b. likes
7. Wood always \_\_\_\_\_[Blank 1] on water.
  - a. float
  - b. floats
8. Lions \_\_\_\_\_[Blank 1] at night.
  - a. hunt
  - b. hunts
9. There \_\_\_\_\_[Blank 1] many books in the library.
  - a. is
  - b. are
10. She \_\_\_\_\_[Blank 1] for Mexico in two days .
  - a. leave

b. leaves

### Check your Answers in footnote<sup>2</sup>

**Activity source:** “Simple Present form quiz” by Annapurna Madhuri, edited by Sari Martin, from “2 Simple present” In *Effective English for Teachers* by Annapurna Madhuri, licensed under CC BY-NC SA 4.0. / Converted to Text and some examples edited and added.

## Simple Present Tense Form Practice – Negative and Interrogative

### Simple Present Tense Functions (Text Version)

Fill in the blanks with the words in correct boxes using: do, does, do not :

1. Neelu \_\_\_\_\_[Blank 1] walk to school in the morning.
2. \_\_\_\_\_[Blank 1] Sheela paint?
3. The students \_\_\_\_\_[Blank 1] have a test tomorrow.
4. \_\_\_\_\_[Blank 1] Mr. and Mrs. Murty work in the same school?
5. \_\_\_\_\_[Blank 1] the woman work at the college?
6. The boy \_\_\_\_\_[Blank 1] does not study hard for his exams.
7. The flowers \_\_\_\_\_[Blank 1] bloom until late spring.
8. \_\_\_\_\_[Blank 1] the play begin at 9 O' clock?
9. \_\_\_\_\_[Blank 1] the children play in the park every evening?
10. They \_\_\_\_\_[Blank 1] earn a lot of money.
11. Richard \_\_\_\_\_[Blank 1] take care of his pets.

### Check your Answers in footnote<sup>3</sup>

**Activity source:** “Simple Present – Negative and Interrogative form practice” by Annapurna Madhuri, edited by Sari Martin, from “2 Simple present” In *Effective English for Teachers* by Annapurna Madhuri, licensed under CC BY-NC SA 4.0. / Converted to Text and some examples edited.

### Fill in the Blanks with the Simple Present Tense (text version)

1. (like) I \_\_\_\_ [Blank A] ice cream very much.
2. (like/not) Stephen isn't good at speaking in front of others, so he \_\_\_\_ [Blank A] presentations.
3. (play) \_\_\_\_ [Blank A] you \_\_\_\_ [Blank B] a lot of sports?
4. (carry) Natalie \_\_\_\_ [Blank A] 3 bags: one for her books, one for her shoes and one for her lunch.
5. (go) Where \_\_\_\_ [Blank A] Amanda \_\_\_\_ [Blank B] every weekend?
6. (use/not) We \_\_\_\_ [Blank A] our phones in the classroom.
7. (open) The Last Class \_\_\_\_ [Blank A] at 8:00am for students who want a quick breakfast.
8. (stay) \_\_\_\_ [Blank A] the library \_\_\_\_ [Blank B] open on the weekends in the summer? No, it \_\_\_\_ [Blank C].
9. (have) Corinne \_\_\_\_ [Blank A] a great parking spot in the summer because most students (have/not) \_\_\_\_ [Blank B] classes.
10. (be) \_\_\_\_ [Blank A] you hungry? No, I \_\_\_\_ [Blank B]. I \_\_\_\_ [Blank C] full from last night's dinner.

### Check your Answers in footnote<sup>4</sup>

**Activity source:** Fill in the Blanks with the Simple Present Tense by Virginia McHardy, licensed under CC BY-NC SA 4.0.

## Communicative Activities

### 1. What Does This Person Do? – Job Guessing Game

- Prepare job cards with pictures (doctor, teacher, chef, etc.).
- One student picks a card and describes the job without saying it:
  - “This person helps sick people. This person works in a hospital.”
- Others guess: “Is it a doctor?”

Variation: Use real people you know (famous or personal).

## 2. Discussion Questions

Ask and answer the questions in partners or a small group:


- What time do you wake up?
- What do you eat for breakfast?
- Where do you live?
- Do you like pizza? Why or why not?
- What do you do on the weekend?
- Do you play any sports or games?
- What music do you listen to?
- What do you do after school (or work)?
- Do you have any brothers or sisters? What do they do?
- What do you do in your free time?

## Verb Tenses in Music

For a fun activity, listen to the following songs:

- You Belong with Me (Taylor's Version) by Taylor Swift
- Don't Worry, Be Happy by Bobby McFerrin

Can you hear the Simple Present Tense in the lyrics?



Lisa: I have the perfect son.  
 Sari: Does he drink beer?  
 Lisa: No, he doesn't.  
 Sari: Does he smoke?  
 Lisa: No, he doesn't.  
 Sari: Does he come home late?  
 Lisa: No, he doesn't.  
 Sari: Oh you really have a perfect son. How old is he?  
 Lisa: He is 6 months old.

**“The Simple Present Tense Joke”** by Virginia McHardy, licensed under CC BY 4.0.

## Attribution & References

Except where otherwise noted, “The Simple Present Tense” by Sari Martin & Virginia McHardy is licensed under CC BY-NC-SA 4.0.

## Notes

- |    |   |   |
|----|---|---|
| 1. | 1. general truth (fact)                                       | 12. actions happening at the time of speaking (stative verbs) |
|    | 2. general truth (state or preference)                        | 13. general truth (state)                                     |
|    | 3. future schedule  | 14. routine/habit   |
|    | 4. general truth (fact)                                       | 15. general truth (fact)                                      |
|    | 5. routine/habit  | 16. future schedule   |
|    | 6. general truth (preference)                                 | 17. general truth (fact)                                      |
|    | 7. general truth (fact)                                       | 18. general truth (state)                                     |
|    | 8. general truth (fact)                                       | 19. general truth (preference)                                |
|    | 9. general truth (fact)                                       | 20. routine/habit   |
|    | 10. future schedule   | 21. actions happening at the time of speaking (stative verbs) |
|    | 11. actions happening at the time of speaking (stative verbs) |   |
| 2. | 1. She earns a lot of money.                                  | 6. Neelu likes chocolates.                                    |
|    | 2. Mona's dress is beautiful.                                 | 7. Wood always floats on water.                               |
|    | 3. The bus leaves at 3.00 pm.                                 | 8. Lions hunt at night.                                       |
|    | 4. The moon revolves round the earth.                         | 9. There are many books in the library.                       |
|    | 5. The baby drinks a glass of milk every morning.             | 10. She leaves for Mexico in two days.                        |
| 3. | 1. Neelu does not walk to school in the morning.              |   |
|    | 2. Does Sheela paint?   |   |
|    | 3. The students do not have a test tomorrow.                  |   |

4. Do Mr. and Mrs. Murty work in the same school?
  5. Does the woman work at the college?
  6. The boy does not study hard for his exams.
  7. The flowers do not bloom until late spring.
  8. Does the play begin at 9 O' clock?
  9. Do the children play in the park every evening?
  10. They do not earn a lot of money.
  11. Richard does not take care of his pets.
4. 1. like, 2. does not/doesn't like, 3. Play, 4. carries, 5. does / go, 6. do not/don't use, 7. opens, 8. Does / does not/doesn't, 9. has / do not/don't have, 10. Are / I'm/am not / am

## 3. THE PRESENT CONTINUOUS TENSE

---

### Learning Outcomes

After completing Chapter 3, students will know how to:

- use the functions of the Present Continuous Tense.
- form the Present Continuous Tense in affirmative statements, negative statements and questions.
- apply the Present Continuous Tense in various situations.
- use the correct spelling rules for 3rd person singular verbs in the Present Continuous Tense.
- compare the Simple Present Tense with the Present Continuous Tense.

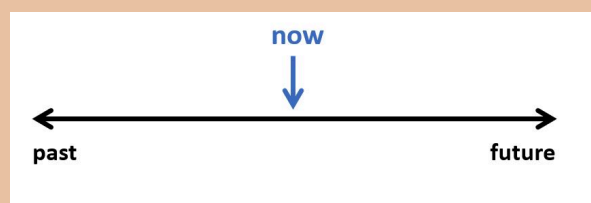
### Functions of The Present Continuous Tense

The Present Continuous is used for:

1. actions happening at the present moment.
2. temporary actions continuing over a period of time.
3. complaints
4. informal personal plans for the future

Let us discuss these points in detail.

## Actions Happening at the Present Moment:

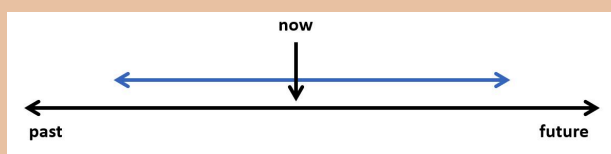


**“Actions happening at the moment”** by Virginia McHardy, licensed under CC BY-NC 4.0.

Actions that are happening at the present moment are activities occurring at the time of speaking. Some examples are:

- I am cleaning my house at the moment.
- He is watching tv in the living room.
- They are studying at school.
- She isn't helping at work today.
- We aren't listening to you.
- Are you sitting here?
- What are you doing right now?

## Temporary Actions Continuing over a Period of Time:



**“Temporary Actions Continuing over a Period of Time”** by Virginia McHardy licensed under CC BY-NC 4.0.

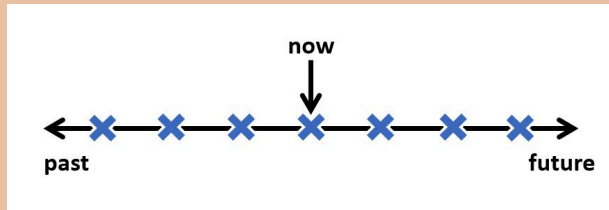
These are temporary actions that continue over a period of time. The actions started in the past and are still happening in the current time. The actions will probably finish in the future but they are not finished yet. The action might not be happening at the moment of speaking. Some examples are:

- I am taking English classes.
- He is building a new house.



- She is writing a book.
- Are you looking for a job?

### Complaints:

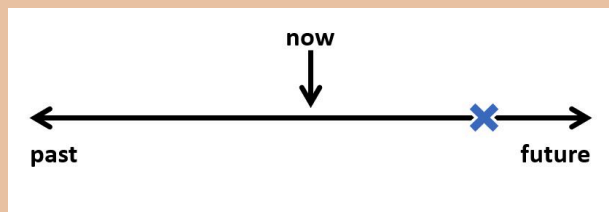


**“Complaints”** by Virginia McHardy licensed under CC BY-NC 4.0.

This function is commonly used with the adverb “always” or “constantly” to describe ongoing dissatisfaction about a situation that happens repeatedly. Some examples are:

- My teacher is always giving us homework.
- My students are always coming late to class.
- My son is always leaving his dirty socks on the floor.

### Plans for the Future:



**“Plans for the future”** by Virginia McHardy licensed under CC BY-NC 4.0.

These actions are for personal plans and arrangements for the future. Some examples are:

- I am playing tennis next Saturday.
- Petro is having a party on the weekend.
- Katie and Roman aren’t going on a honeymoon. They are saving for a house instead.
- Are you travelling to Europe next summer?

## Time Markers for The Present Continuous Tense

Some common time markers for The Present Continuous Tense are:

- right now
- now
- at the moment

## Form of The Present Continuous Tense

Let us now explore how the Present Continuous Tense is formed:

### Affirmative sentences: Subject + “be” +verb + ing.

Subject +	+ “be”	+verb + ing.
I	am	cleaning.
Mohamed	is	studying.
Nebrass	is	smoking.
The Level 7 students	are	presenting.

### Negative Sentences: Subject + “be” + not+ verb + ing

Subject +	“be” +	not	+ verb + ing.
I	am	not	studying.
Janice	is	not*	cooking.
Pete and Kim	are	not**	dating.
You	are	not	studying.

\*is not = isn't    \*\*are not = aren't

**Yes/No Questions: “Be” + subject + verb + ing?**

“Be” +	subject	+ verb + ing?	Short Answer
Am	I	studying?	Yes, you are./No, you aren’t.
Is	Ryan	playing?	Yes, he is./No, he isn’t.
Are	you	cheating?	Yes, I am./No, I’m not.

**Information Questions: Wh ? + “be” + subject + verb + ing?**

Wh ? +	“be”	+ subject	verb + ing	Answer
What	am	I	doing?	You are listening to a podcast.
Where	is	Jenne	studying?	She is studying at Georgian College.
When	are	you	leaving?	I am leaving after lunch.

**Spelling Rules**

Rule	Example
For most verbs, just add <i>-ing</i> .	play → playing help → helping think → thinking
For verbs that end in silent <i>-e</i> , drop the <i>-e</i> and add <i>-ing</i> .	make → making hope → hoping cycle → cycling
For verbs that end in the pattern CVC (consonant-vowel-consonant), double the last consonant and add <i>-ing</i> .	hit → hitting run → running get → getting
Exceptions	visit → visiting panic → panicking tie → tying

“Spelling Rules for Continuous Tenses” by Virginia McHardy licensed under CC BY-NC 4.0.

## Present Continuous Functions & Form Review

Watch this interactive video to review the forms and functions of Present Continuous. Be ready to pause and play the video, and complete the activities!

### Present Continuous Functions & Examples (Text Version)

Watch the video The Present Continuous Tense (<https://www.youtube.com/watch?v=W1xJ4bk1pGc>) (6:30 min)

1. Pause at 0:15: What is the contraction of “I am” in the sentence “I am sleeping”?
2. Pause at 0:18: What’s the contraction of “you are” in the sentence “You are sleeping”?
3. Pause at 0:22: What is the contraction of “he is” in the sentence “He is sleeping”?
4. Pause at 0:25: What is the contraction of “we are” in the sentence “We are sleeping”?
5. Pause at 0:30: For the negative, what is the contraction of “I am not” in the sentence “I am not sleeping”?
6. Pause at 0:33: What is the contraction of “you are not” in the sentence “You are not sleeping”?
7. Pause at 0:39: What is the contraction of “she is not” in the sentence “She is not sleeping”?
8. Pause at 0:44: What is the contraction of “they are not” in the sentence “They are not sleeping”?
9. Pause at 1:03: Put the following words and punctuation in the correct order to make a question:

- |          |       |
|----------|-------|
| ◦ house  | ◦ our |
| ◦ are    | ◦ to  |
| ◦ coming | ◦ ?   |
| ◦ they   |       |

10. Pause at 1:13: Multiple choice question: Are you having fun?

- a. Yes, I am.
- b. No, I’m not.
- c. Yes, I am having fun.

Pause at 1:34-1:38: Remember: these are actions that can be seen and they are happening **now**. They are **not** stative verbs.

Pause at 2:05-2:12: Notice these actions are **temporary** and **not** permanent. They are happening around now, but have not finished yet and are expected to end.

11. Pause at 4:27: Which sentences shows something you don’t like, or is irritating or annoying?
  - a. She is always sending long texts.
  - b. She always sends long texts.
12. Pause at 5:17: Which sentence shows something that happens a lot but I’m not angry about

it?

- a. He always talks in class.
- b. He is always talking in.

13. Pause at 5:24: Put these words in order to make a complete accurate sentence:

- |             |          |
|-------------|----------|
| ◦ at        | ◦ the    |
| ◦ currently | ◦ her    |
| ◦ sleeping  | ◦ moment |
| ◦ in        | ◦ is     |
| ◦ she       | ◦ room   |

The summary below reviews what we've learned in the video:

I can use the present continuous to show:

- an action is happening right now at the time of speaking;
- an action is happening in my life around the time of speaking, it is a longer action in progress, it is temporary, and the action hasn't finished yet;
- a future action that is planned and arranged;
- and an action that happens repeatedly or all the time and it is annoying, irritating, and I don't like it.

**Check your Answer in footnote<sup>1</sup>**

**Activity source:** "Present Continuous Form and Function Interactive Video" by Sari Martin, licensed under CC BY-NC SA 4.0. **Video Source:** Smrt English. *The present continuous tense* [Video]. YouTube. <https://youtu.be/W1xj4bk1pGc>

## Present Continuous Functions Practice

### Present Continuous Functions (Text Version)

Guess the function of each present continuous sentence. The functions are: actions happening at

the present moment; temporary actions happening over time around now; complaints about repeated actions; future plans.

1. They are leaving for Thailand in 2 months.
2. He's always leaving dishes in the sink.
3. A: Long time no see! What's new? B: Well, I'm reading a great new book.
4. I can't talk on the phone right now. I'm studying for a test.
5. It's 6:00pm and I'm cooking dinner.
6. I'm meeting with my friends for dinner tonight.
7. She's always losing her keys.
8. The dog is always playing in mud.
9. I'm working at a car dealership for my placement program this summer.
10. I'm looking out the window and watching a squirrel feed her babies in the tree.
11. Do you like what I'm wearing?
12. Do you like my dress? I'm going on a date soon.

**Check your Answers in footnote<sup>2</sup>**

**Activity source:** "Present Continuous Functions" by Sari Martin, licensed under CC BY-NC SA 4.0.

## Present Continuous Form Practice – Affirmative

Try the interactive activity below to practice the form of Present Continuous. Fill in the blanks, and click 'Check' to check your answers.

### Present Continuous (Text version)

Fill in the missing words. Complete the following sentences using present continuous form of verbs given in the bracket, (formed by adding 'ing' to the base verb, along with a helping verb).

1. Sunita \_\_\_\_\_[Blank 1 – go] to the movie with her mother.
2. Sheela \_\_\_\_\_[Blank 1 – walk] to school this morning,
3. The boys \_\_\_\_\_[Blank 1 – play] football in the park.

4. Please turn off the TV. I \_\_\_\_\_[Blank 1 – do] my homework.
5. My mother \_\_\_\_\_[Blank 1 – make] pizza today.
6. Anita \_\_\_\_\_[Blank 1 – laugh] at the funny clown in the circus.
7. Astrid \_\_\_\_\_[Blank 1 – eat] a sandwich for breakfast.
8. All girls \_\_\_\_\_[Blank 1 – wear] pink dresses today.
9. Raj \_\_\_\_\_[Blank 1 – hide] something under the bed.
10. Dunja \_\_\_\_\_[Blank 1 – walk] towards the bus stop to board her school bus.

**Check your answers:** <sup>3</sup>

**Activity source:** “Present Continuous” by Annapurna Madhuri, edited by Sari Martin, from “3 – Simple Present and Present Continuous” In *Effective English for Teachers* by Annapurna Madhuri, licensed under CC BY-NC SA 4.0. / Activity title, names and instructions changed, converted to text.

## Present Continuous Form Practice – Negative

### Rewrite in negative form (Text Version)

Rewrite in negative form:

Eg. The children are watching TV now.

Answer: The child is **not** watching TV now.

1. Jay is having breakfast now.
2. Stefan is answering the call at the moment.
3. I am helping Melodie with her work today.
4. The boys are washing dishes.
5. The student is sleeping in the class.
6. It is raining heavily now.
7. The students are writing an essay.
8. You are doing this exercise correctly.
9. The dog is drinking milk.

**Check your answers:** <sup>4</sup>

**Activity source:** “Rewrite in negative form” by Annapurna Madhuri, edited by Sari Martin, from “3 -Simple Present and Present Continuous” In *Effective English for Teachers* by Annapurna Madhuri, licensed under CC BY-NC SA 4.0. / Converted to text and minor edits.

## Present Continuous Form Practice – Interrogative

### Present Continuous Interrogative Form (Text version)

Rewrite the sentences in interrogative form.

Eg. The children are watching TV now.

Answer: Are the children watching TV now?

1. Jay is having breakfast now.
2. Stefan is answering the call at the moment.
3. I am helping Melodie with her work today.
4. The boys are washing dishes.
5. The student is sleeping in the class.
6. It is raining heavily now.
7. The students are writing an essay.
8. You are doing this exercise correctly.
9. The dog is drinking milk.

### Check your Answers in footnote: <sup>5</sup>

**Activity source:** “Present Continuous Interrogative Form” by Annapurna Madhuri, edited by Sari Martin, from “3 – Simple Present and Present Continuous” In *Effective English for Teachers* by Annapurna Madhuri, licensed under CC BY-NC SA 4.0. / Converted to text and minor edits.



## Focus on Time Markers

We now know that present continuous tense is used to describe actions in the situations discussed in the picture below.

### Time Markers or Signal words for present continuous tense:

- Actions happening at the time of speaking:
  - at the moment, now, just now, right now, listen.., look..
- Actions going on now:
  - at the moment, now
- Actions depicting current trend/taking place for a given time period/temporary situation:
  - this week/this month/this year
- Actions planned in the near future:
  - in the morning/afternoon/evening, at noon/night, tonight, tomorrow, next week/ month/year/session

### Present Continuous Signal Words and Form Practice (Text version)

Use the suitable form of verbs given in the brackets, to complete the sentences, taking hints from signal words:

1. My brother, Ivan, \_\_\_\_\_[Blank 1 – stay] in California *at present*.
2. Mr. Kim \_\_\_\_\_[Blank 1 – watch ] IPL on TV *at the moment*
3. *For the time being*, Maria \_\_\_\_\_[Blank 1 – work] as a principal.
4. *Listen!* Somebody \_\_\_\_\_[Blank 1 – play] rock music on the street.
5. *Look* at that man! He \_\_\_\_\_[Blank 1 – wear] a uniform. He must be a police officer.
6. *Right now*, I \_\_\_\_\_[Blank 1 – sit] at my desk in class.
7. They \_\_\_\_\_[Blank 1 – watch] TV *now*.

**Check your Answers in footnote:** <sup>6</sup>

**Activity source:** “Present Continuous Signal Words and Form Practice” by Annapurna Madhuri, edited by Sari Martin, from “3 – Simple Present and Present Continuous” In *Effective English for Teachers* by Annapurna Madhuri, licensed under CC BY-NC SA 4.0. / Converted to Text and minor edits.

## Communicative Activity – Live Report


- Students go to different areas of the college and look around. Write 5 sentences about what people are doing.
  - “In the library, a lone student is reading in the corner.”
  - “Two students in the cafeteria are buying pizza.”
- Share in pairs or with the whole class.

## Verb Tenses in Music

For a fun activity, listen to the following songs:

- Tom’s Diner by Suzanne Vega
- Lemon Tree by Fool’s Garden

Can you hear the Present Continuous Tense in the lyrics?



Why is your cat looking at me?

Probably because you are using its bowl!

**“The Present Continuous Tense Joke”** by Virginia McHardy, licensed under CC BY 4.0.

## Attribution & References

Except where otherwise noted, “The Present Continuous Tense” by Sari Martin & Virginia McHardy is licensed under CC BY-NC-SA 4.0.

## Notes

1.
  1. I'm sleeping
  2. You're sleeping.
  3. He's sleeping.
  4. We're sleeping.
  5. I'm not sleeping.
  6. You aren't sleeping.
  7. She isn't sleeping.
  8. They aren't sleeping.
  9. Are they coming to our house?
  10. a) Yes, I am.
  11. a) She is always sending long texts.
  12. a) He always talks in class.
  13. She is currently sleeping in her room at the moment.
2.
 

<ol style="list-style-type: none"> <li>1. future plans</li> <li>2. a complaint about a repeated action</li> <li>3. a temporary action happening over time around now</li> <li>4. an action happening at the moment</li> <li>5. an action happening at the moment</li> <li>6. future plans</li> </ol>	<ol style="list-style-type: none"> <li>7. a complaint about a repeated action</li> <li>8. a complaint about a repeated action</li> <li>9. a temporary action happening over time around now</li> <li>10. an action happening at the moment</li> <li>11. an action happening at the moment</li> <li>12. future plans</li> </ol>
--	--
3.
 

<ol style="list-style-type: none"> <li>1. is going</li> <li>2. is walking</li> <li>3. are playing</li> <li>4. am doing</li> <li>5. is making</li> </ol>	<ol style="list-style-type: none"> <li>6. is laughing</li> <li>7. is eating</li> <li>8. are wearing</li> <li>9. is hiding</li> <li>10. is walking</li> </ol>
---	--
4.
  1. Jay is not having breakfast now.
  2. Stefan is not answering the call at the moment.
  3. I am not helping Melodie with her work today.
  4. The boys are not washing the dishes.
  5. The student is not sleeping in the class.
  6. It is not raining heavily now.
  7. The students are not writing an essay.

8. You are not doing the exercise correctly.
9. The dog is not drinking milk.
5.
  1. Is Jay having breakfast now?
  2. Is Stefan answering the call at the moment?
  3. Am I helping Melodie with her work today?
  4. Are the boys washing dishes?
  5. Is the student sleeping in the class?
  6. Is it raining heavily now?
  7. Are the students writing an essay?
  8. Are you doing the exercise correctly?
  9. Is the dog drinking milk?
6. 

1. is staying	5. is wearing
2. is watching	6. am sitting
3. is working	7. are watching
4. is playing	

## 4. REVIEW OF SIMPLE PRESENT AND PRESENT CONTINUOUS

---

### Exercises

**Watch Simple Present vs. Present Progressive – Grammar & verb tenses (8 mins) on YouTube ([https://youtu.be/4\\_tLjSQtthw](https://youtu.be/4_tLjSQtthw))**

### Exercise 1

#### Exercise 1 (Text version)

Use the following words to fill the blanks to complete the sentences:

are, are making, is, is driving, playing, are having, drives, takes, play, Do, isn't studying, asks, is taking, doesn't study, Are, have, rides

1. I \_\_\_\_\_[Blank 1] a blue car and it \_\_\_\_\_[Blank 2] very slowly.
2. Nora \_\_\_\_\_[Blank 1] in the library because students \_\_\_\_\_[Blank 2] a lot of noise right now.
3. Every day the teacher \_\_\_\_\_[Blank 1] us to log onto our computers.
4. Rupinder \_\_\_\_\_[Blank 1] a year off work right now.
5. \_\_\_\_\_[Blank 1] you \_\_\_\_\_[Blank 2] basketball at this moment?
6. Carolina \_\_\_\_\_[Blank 1] her bicycle to school in the spring, but in the winter she \_\_\_\_\_[Blank 2] the bus.

7. We \_\_\_\_\_[Blank 1] a party in TLC at the moment.
8. Every day Mohammed \_\_\_\_\_[Blank 1] late for class, but today he \_\_\_\_\_[Blank 2] to school, so he won't be late.
9. \_\_\_\_\_[Blank 1] you \_\_\_\_\_[Blank 2] basketball on Saturdays?
10. Nora \_\_\_\_\_[Blank 1] in the library usually because students \_\_\_\_\_[Blank 2] too loud in there.

**Check Your Answers in footnote<sup>1</sup>**

**Source:** Exercise 1 by Virginia McHardy is licensed under CC BY-NC-SA 4.0.

## Exercise 2

### Exercise 2 (Text version)

Fill in the blanks to complete the sentences

1. Twice a year I \_\_\_\_\_[Blank 1 – go] to the dentist for a checkup.
2. Today I \_\_\_\_\_[Blank 1 – go] to the dentist for my regular check up.
3. We \_\_\_\_\_[Blank 1 – study] in the computer lab because the classroom \_\_\_\_\_[Blank 2 – be] under construction.
4. We usually \_\_\_\_\_[Blank 1 – study] in the computer room in the C building.
5. My mother \_\_\_\_\_[Blank 1 – bake] a cake for me today because it is my birthday!
6. She \_\_\_\_\_[Blank 1 – bake/not] me a cake every day, only on special occasions.
7. The students \_\_\_\_\_[Blank 1 – be/not] happy because the test \_\_\_\_\_[Blank 2 – be/not] easy.
8. The EAP office \_\_\_\_\_[Blank 1 – open] at 8:30 every morning.
9. The EAP office \_\_\_\_\_[Blank 1 – close] now because of the snowstorm.
10. Lisa \_\_\_\_\_[Blank 1 – watch/not] TV very often, but today she \_\_\_\_\_[Blank 2 – watch] the news because she \_\_\_\_\_[Blank 3 – want] to hear the snowstorm report.

**Check Your Answers in footnote<sup>2</sup>**

**Source:** Exercise 2 by Virginia McHardy is licensed under CC BY-NC-SA 4.0.

## Exercise 3

### Exercise 3 (Text version)

Choose the correct word(s) to complete the sentence.

1. Stephen and Mike \_\_\_\_\_[Blank 1] lunch in the EAP office right now.
  - a. is eating
  - b. eat
  - c. are eating
  - d. eats
2. Stephen and Mike \_\_\_\_\_[Blank 1] in the EAP office every day.
  - a. eat
  - b. are eating
  - c. eats
  - d. is eating
3. That pretty girl \_\_\_\_\_[Blank 1] at me!
  - a. smiles
  - b. smile
  - c. is smiling
  - d. are smiling
4. Mario \_\_\_\_\_[Blank 1] the tractor now because it is broken.
  - a. isn't driving

- b. doesn't drive
  - c. aren't driving
  - d. don't drive
5. \_\_\_\_\_[Blank 1] you \_\_\_\_\_[Blank 2] in the baseball game today?
- a. Do/participate
  - b. Does/participate
  - c. Is/participating
  - d. Are/participating
6. \_\_\_\_\_[Blank 1] the students \_\_\_\_\_[Blank 2] each other in class every day?
- a. Is/helping
  - b. Does/help
  - c. Do/help
  - d. Are/helping
7. I \_\_\_\_\_[Blank 1] an email to my grandmother every week.
- a. are writing
  - b. write
  - c. writes
  - d. is writing
8. Alma \_\_\_\_\_[Blank 1] Pronunciation this term.
- a. isn't teaching
  - b. doesn't teach
  - c. don't teach
  - d. aren't teaching
9. \_\_\_\_\_[Blank 1] Hannah and Amanda \_\_\_\_\_[Blank 2] in the Language Help Centre this week?
- a. Are/working
  - b. Do/work
  - c. Does/work
  - d. Is/working
10. My dog \_\_\_\_\_[Blank 1] at the bottom of my bed every night.



- a. is sleeping
- b. are sleeping
- c. sleeps
- d. sleep

**Check your Answers in footnote<sup>3</sup>**

**Source:** Exercise 3 by Virginia McHardy is licensed under CC BY-NC-SA 4.0.

## Exercise 4

### Exercise 4 (Text version)

Complete the paragraph by filling in the correct form of the word indicated.

Today we \_\_\_\_\_[Blank 1 – celebrate] the students who \_\_\_\_\_[Blank 2 – graduate] from Level 8. The room \_\_\_\_\_[Blank 3 – look] wonderful. There \_\_\_\_\_[Blank 4 – be] balloons and streamers all around the place. There \_\_\_\_\_[Blank 5 – be] drinks and treats on the back desk. There \_\_\_\_\_[Blank 6 – be] also a big cake that some of the students \_\_\_\_\_[Blank 7 – eat] right now. It \_\_\_\_\_[Blank 8 – be] a happy environment. Alana and Quinn \_\_\_\_\_[Blank 9 – laugh] at a joke. Pete, Simon, Suzie and Petra \_\_\_\_\_[Blank 10 – dance] while Marcus \_\_\_\_\_[Blank 11 – choose] the music for them. Abdulla \_\_\_\_\_[Blank 12 – pour] a drink for Layla and Wengbo \_\_\_\_\_[Blank 13 – wait] for the food. It \_\_\_\_\_[Blank 14 – smell] delicious! They \_\_\_\_\_[Blank 14 – want/not] the party to end.

**Check your Answers in footnote<sup>4</sup>**

**Source:** Exercise 4 by Virginia McHardy is licensed under CC BY-NC-SA 4.0.

## Attribution & References

Except where otherwise noted, “Review of Simple Present and Past Continuous” by Virginia McHardy is licensed under CC BY-NC-SA 4.0.

## Notes

1. 1. have, 2. isn't studying, are making; 3. asks; 4. is taking; 5. Are, playing; 6. rides, takes; 7. are having; 8. is, is driving; 9. Do, play; 10. doesn't study, are.
2. 1. go, 2. am going; 3. are studying; is; 4. study; 5. is baking; 6. doesn't bake; 7. aren't; isn't; 8. opens; 9. is closing; 10. doesn't watch, is watching, wants.
3. 1. c; 2. a; 3. c; 4. a; 5. d; 6. c; 7. b; 8. a; 9. a; 10. c.
4. 1) are celebrating, 2) are graduating, 3) looks, 4) are, 5) are, 6) is, 7) are eating, 8) is, 9) are laughing, 10) are dancing, 11) is choosing, 12) is pouring, 13) is waiting, 14) smells, 15) don't want.

## 5. THE SIMPLE FUTURE TENSE

---

### Learning Outcomes

After completing Chapter 5, students will know how to:

- use the functions of the Simple Future Tense.
- form the Simple Future Tense in affirmative statements, negative statements and questions.
- apply the Simple Future Tense in various situations.

### Functions of the Simple Future Tense

The Simple Future Tenses is used for:

1. Predictions
2. Promises
3. Offers/Refusals
4. Requests
5. Quick Decisions
6. Future expectations

Let us discuss these points in detail.

## Predictions

Actions that you think are going to happen in the future. Some examples are:

- It will rain tonight.
- They will have a lot of children.
- The population will grow in 5 years.
- We won't finish the project on time.

## Promises

Actions that are an agreement or commitment for the future. Some examples are:

- I will love you forever.
- My parents will pay for my tuition next year.
- The company will hire him after graduation.
- We won't hurt you.

## Offers/Refusals

- I will help you with your homework.
- My husband will drive the kids to school.
- Will you marry me?

\*\*If the answer to the offer is "no", then it is considered a refusal. For example: No, I won't marry you.

- I won't help him ever again.
- They won't give him a chance.

## Requests

Actions that are asking someone to do something. Some examples are:

- Will you open the window, please?
- Will they sign the contract on time?

## Quick Decisions

Choices that are made at the moment of speaking. Some examples are:

- Do you want tea, or coffee? I will have tea, please.
- I will take the backroads home today because of the busy traffic.

## Future Expectations

These are actions that we assume are going to happen. Some examples are:

- Tanni is the best student in the class so she will get the highest mark.
- Reham will arrive soon because she just left her house.

## **\*\*Time Markers Used with The Simple Future Tense**

Some common time markers used with The Simple Future Tense are:

- tomorrow
- the day after tomorrow
- next week/month/year
- in a couple of days
- in # days/weeks/months/years
- on Monday/Tuesday/Wednesday etc...

## Forms of the Simple Future Tense

Let us now explore how the Simple Future Tense is formed:

**Affirmative Sentences Table: Subject + will + base verb**

Subject +	will	+ base verb
I	will	help.
He	will	wash the dishes.
They	will	study.

**Negative Sentences Table: Subject + will + not + base verb**

Subject +	will	+not*	+ base verb
I	will	not	help.
He	will	not	wash the dishes.
They	will	not	study.

\* will not = won't

**Yes/No Questions: Will + subject + base verb?**

Will+	subject	+ base verb?	Short Answer
Will	you	help?	Yes, I will./No, I won't.
Will	they	stay?	Yes, they will./No, they won't.

**Wh-Questions: Wh- + will + subject + base verb?**

Wh +	will	+ subject	+base verb?	Long Answer
Why	will	you	help?	I will help because I am nice.
Where	will	she	go?	She will go to her sister's house.

## Watch It!

Watch the short video below to review the functions of 'will' and some more examples.

**Watch the video Future Simple Tense – WILL – A Future Simple Tense Story**  
<https://www.youtube.com/watch?v=vjoZvhzWfxI> (1 min)

## Simple Future with 'Will' Functions Practice

### Simple Future with will (Text version)

Guess which function of 'will' (prediction, promise, offer, a quick decision, an expected future action) the sentence represents. Turn the card around for the answer!

1. Father: "You can't go out with your friends. You haven't done your homework yet."  
"Daughter: "OK, dad. I'll do it before I go."
2. She will be here soon.
3. Fernando Alonso will win the next Formula 1 race.
4. Miko: "It's really hot in here." Lee: "I'll open a window for you."
5. Server: "What would you like to drink?" Customer: "I'll have an espresso."
6. I'll be very busy for the next few weeks.
7. Shop Clerk: "So which sweater do you prefer?". Customer: "I'll take the blue one."
8. Those bags look heavy. I'll carry them for you.
9. Dad will be upset when he finds out you didn't do the dishes.
10. Taylor: "Will you marry me?". Brook: "Yes! I will marry you!"
11. I heard you need help painting your kitchen. I'll help you. I'm good at painting.
12. The president will visit our company location next week.
13. It won't be sunny this weekend.
14. She probably won't pass the course because she hasn't studied enough.
15. Son: "I don't feel so good. I have a stomachache." Mother: "I'll get you some medicine."
16. I'm a bit bored. I think I'll watch a movie on Netflix.

### Check your Answers in footnote<sup>1</sup>

**Activity source:** "Simple Future with 'Will'" by Sari Martin, licensed under CC BY-NC SA 4.0.

## Simple Future with 'Will' Form Practice – Affirmative

### Simple future (Text version)

Fill in the blanks using simple future form of the verb given in the bracket.

Tomorrow, students \_\_\_\_\_[Blank 1 – assemble] in the school playground at 08:00 am, to go to Heritage Village. They \_\_\_\_\_[Blank 2 – have] their school picnic. The bus \_\_\_\_\_[Blank 3 – arrive] at 08:30 am, sharp. We \_\_\_\_\_[Blank 4 – reach] the Heritage Village at around 10:30 am. On reaching, students \_\_\_\_\_[Blank 5 – go] around to see various displays. The staff at the spot \_\_\_\_\_[Blank 6 – welcome] the students with flowers and scented perfumes. They \_\_\_\_\_[Blank 7 – offer] the students snacks. After they eat their snacks, children \_\_\_\_\_[Blank 8 – play] in the park. Around 01:00 pm, all students \_\_\_\_\_[Blank 9 – assemble] for lunch. They \_\_\_\_\_[Blank 10 – sit] in a circle and \_\_\_\_\_[Blank 11 – sing] songs. At around 04:00 pm, students \_\_\_\_\_[Blank 12 – gather] near the bus. They \_\_\_\_\_[Blank 13 – board] the bus in a queue. At around 06:00 pm, they \_\_\_\_\_[Blank 14 – reach] school. Their parents \_\_\_\_\_[Blank 15 – pick] them up from the school.

### Check your Answers in footnote<sup>2</sup>

**Activity source:** “Simple future” by Annapurna Madhuri from “8 Future Simple” In *Effective English for Teachers* by Annapurna Madhuri, licensed under CC BY-NC SA 4.0. / Converted to text.

## Simple Future with 'Will' Form Practice – Negative

### Simple Future – Negative (Text version)

Rewrite the given sentences in negative form.

Example: He will come here tomorrow.



He **will not** come tomorrow

1. It is going to rain.
2. Ram will buy a car next month.
3. I will give Jyothi a nice gift on her birthday.
4. She will take the exam at the end of the month.
5. Sam will come to office tomorrow
6. They are going to win the match.
7. They will shift to a new home next week.
8. Lakshmi will wait for me.
9. We will know the results in a few days.
10. The bus is about to leave.

**Check your Answers in footnote<sup>3</sup>**

**Activity source:** “Simple Present- Negative” by Annapurna Madhuri, edited by oeratgc, from “8 Future Simple” In *Effective English for Teachers* by Annapurna Madhuri, licensed under CC BY-NC SA 4.0. / Converted to text and minor accessibility edits.

## Simple Future with ‘Will’ Form Practice – Interrogative

### Simple Future – Interrogative (Text version)

Rewrite the given sentences in interrogative form i.e. yes/no questions.

Example: He will come here tomorrow.

**Will he** come here tomorrow?

1. India will win the match
2. Ram will buy a car next month
3. I will give Jyothi a nice gift on her birthday.
4. She will take the exam at the end of the month.
5. Sam will come to office tomorrow
6. They are going to win the match.

7. They will shift to a new home next week.
8. Lakshmi will wait for me.
9. We will know the results in a few days.
10. The bus is about to leave.

**Check your Answers in footnote<sup>4</sup>**

**Activity source:** “Simple Future – interrogative” by Annapurna Madhuri, from “8 Future Simple” In *Effective English for Teachers* by Annapurna Madhuri, licensed under CC BY-NC SA 4.0. / Converted to text.

### Communicative Activity – Fortune Teller Role Play

- One student is a “fortune teller” with a scarf or prop for fun.
- The other student gives their name and birthday.
- The fortune teller makes simple predictions:
  - “You will be rich.”
  - “You will have a big family.”
- Switch roles after 2–3 minutes.

## Verb Tenses in Music

For a fun activity, listen to the following songs:

- I Will Remember You by Sarah McLaughlin
- My Heart Will Go On by Celine Dion

Can you hear the Simple Future Tense in the lyrics?



Teacher: "One day our country will be corruption free",  
which tense is it?

Student: Future impossible tense.

**The Simple Future Tense Joke** by Virginia McHardy, licensed under CC BY 4.0.

## Attribution & References

Except where otherwise noted, "The Simple Future Tense" by Sari Martin & Virginia McHardy is licensed under CC BY-NC-SA 4.0.

## Notes

1. promise (if you said a spontaneous, quick decision, that's OK too!).
2. an expected action
3. prediction.
4. Offer (but if you said spontaneous, quick decision, that's OK too!)
5. A spontaneous/quick decision
6. an expected action
7. A spontaneous/quick decision
8. offer (if you said spontaneous, quick decision, that's OK too).
9. prediction
10. promise
11. offer
12. an expected action
13. prediction

14. prediction
  15. Offer (if you said a spontaneous, quick decision, that's OK too!)
  16. a spontaneous, quick decision
2. 1. will assemble 2. will have 3. will arrive 4. will reach 5. will go 6. will welcome 7. will offer 8. will play 9. will assemble  
10. will sit 11. will sing 12. will gather 13. will board 14. will reach 15. will pick
- 3.
1. It is not going to rain.
  2. Ram will not buy a car next month.
  3. I will not give Jyothi a nice gift on her birthday
  4. She will not take the exam at the end of the month.
  5. Sam will not come to office tomorrow.
  6. They are not going to win the match
  7. They will not shift to a new home next week.
  8. Lakshmi will not wait for me.
  9. We will not know the results in a few days.
  10. The bus is not about to leave.
- 4.
1. Will India win the match?
  2. Will Ram buy a car next month?
  3. Will I give Jyothi a nice gift on her birthday?
  4. Will she take the exam at the end of the month?
  5. Will Sam come to office tomorrow?
  6. Are they going to win the match?
  7. Will they shift to a new home next week?
  8. Will Lakshmi wait for me?
  9. Will we know the results in a few days?
  10. Is the bus about to leave?

## 6. THE FUTURE - "BE GOING TO"

---

### Learning Outcomes

After completing Chapter 6, students will know how to:

- use the functions of the Future "Be Going to"..
- form the Future "Be Going to" in affirmative statements, negative statements and questions.
- apply the Future "Be Going to" in various situations.
- understand the pronunciation of "going to" in oral communication.

### Functions of the Future "Be Going to"

The Future "Be Going to" is used for

1. predictions
2. plans

Let us discuss these points in detail.

#### **Predictions:**

Actions that you think are going to happen in the future. Some examples are:

- It is going to rain tonight.
- They are going to have a lot of children.
- The population is going to grow in 5 years.
- We aren't going to finish the project on time.

## Plans:

Actions that you have arranged, organized or thought about before the time of speaking. Some examples are:

- I am going to clean the living room after breakfast.
- He is going to travel after college.
- They aren't going to bake a cake for my birthday. They are going to buy one instead.

## \*\*Pronunciation of "Going to"

In speaking only, the words "going to" are often reduced to "gonna". However, "gonna" is not an actual word and should never be written in formal English.

If a speaker uses "gonna" in a sentence, only the base verb will follow, not "to".

For example:

"I'm **gonna** meet Peter at the bar tonight" not, "I'm **gonna** to meet Peter at the bar tonight."

## Form of The Future "Be Going to"

Let us now explore how the Future "Be Going to" is formed:

**Affirmative Sentences: Subject + be + going to + base verb .**

Subject +	"be" +	going to +	base verb.
I	am	going to	eat.
He	is	going to	cook.
She	is	going to	swim.
They	are	going to	leave.

**Negative Sentences: Subject + do/does+ not + base verb.**

Subject +	"be" +	not +	going to +	base verb
I	am	not	going to	swim.
He	is	not	going to	dance.

**Yes/No Questions: "Be" + subject +going to + base verb?**

"Be" +	subject+	going to +	base verb?
Are	you	going to	teach?
Is	he	going to	listen?

**Information Questions: Wh ? + "be" + subject + going to + base verb?**

Wh ? +	"be"+	subject	+ going to	base verb ?
Where	are	you	going to	go?
When	is	he	going to	leave?

**Watch It!**

Watch the following video to listen to and review the form and functions of simple future with 'be going to'.

**Watch the video Be Going To (<https://www.youtube.com/watch?v=QsvuY1CPjV8>) (5:30 minutes)**

## Future with 'Be Going To' Functions Practice

Practice the functions of “be going to” by reading each sentence, and deciding if “be going to” is used for a predication or a plan. Flip the card to see the answer!

### **Be Going To Functions Practice” Interactive Video (Text Version)**

1. I’m going to look for a new place to live next month.
2. I think buying a house is going to be expensive.
3. I’m going to buy a house soon.
4. It’s going to snow again.
5. I’m going to move to another country if it snows one more time!
6. She’s not going to be happy with this mess you made.
7. He’s going to break the window if he keeps throwing the ball like that!
8. Tara is going to be a professional dancer when she gets older.

**Check your answers in footnote<sup>1</sup>**

**Activity source:** “Be Going To Functions Practice” by Sari Martin, licensed under CC BY-NC SA 4.0.

## Future ‘Be Going To’ Form Practice – Affirmative

### **Future ‘Be Going To’ Form Practice – Affirmative (Text Version)**

Fill in the missing words with the ‘be going to’ tense in affirmative, using the subject and verb and sometimes an adverb in brackets. Use contractions where possible. Spelling and punctuation count!

1. Look at those dark clouds overhead! \_\_\_\_\_[Blank 1 – it/rain] any second!



2. \_\_\_\_\_[Blank 1 – Italy/win] this match! They're leading by 3 goals!
3. If you eat all that cake, \_\_\_\_\_[Blank 1 – you/feel] sick.
4. Maria believes the Conservatives \_\_\_\_\_[Blank 1 – win] the next election.

**Check your Answers in footnote<sup>2</sup>**

**Activity source:** "Future 'Be Going To' Form Practice Affirmative" by Sari Martin, licensed under CC BY-NC SA 4.0.

## Future 'Be Going To' Form Practice – Negative

### Future 'Be Going To' Form Practice – Negative (Text Version)

Fill in the missing words by using 'Be Going To' in the negative with the verb in the brackets. Use the contraction when possible. Spelling and punctuation count!

1. Pedro \_\_\_\_\_[Blank 1 – arrive] on time because the traffic is horrible.
2. It's going to rain tomorrow so we \_\_\_\_\_[Blank 1 – visit] the beach.
3. Alona \_\_\_\_\_[Blank 1 – buy] that house anymore because it failed the inspection.
4. \_\_\_\_\_[Blank 1 – I/purchase] any take out food for a month because I need to save money for a vacation.
5. You \_\_\_\_\_[Blank 1 – pass] the course if you don't study more often.

**Check your Answers in footnote<sup>3</sup>**

**Activity source:** "Future 'Be Going To' Form Practice Negative" by Sari Martin, licensed under CC BY-NC SA 4.0.

## Future 'Be Going To' Form Practice – Interrogative

### Future 'Be Going To' Form Practice – Interrogative (Text Version)

Fill in the missing words with the question form of 'Be Going To' and the subject and verb in brackets. Use contractions when possible. Spelling and punctuation count!

1. \_\_\_\_\_[Blank 1 – they/move] to a new house next month?
2. What \_\_\_\_\_[Blank 1 – Angeni/do] if she can't find a new job in Victoria?
3. \_\_\_\_\_[Blank 1 – you/not/go] on your date? You aren't even ready yet!
4. \_\_\_\_\_[Blank 1 – Marco/travel] somewhere tropical? I know he likes hot weather.
5. What \_\_\_\_\_[Blank 1 – we/tell] her? She is going to be so upset when she finds out.

### Check your answers in footnote<sup>4</sup>

**Activity source:** "Future 'Be Going To' Form Practice Interrogative" by Sari Martin, licensed under CC BY-NC SA 4.0.

## Future with 'Be Going To' Form Practice – Affirmative, Negative, Interrogative

Fill in the blanks using the verb in brackets (and the subject). You may need to create affirmative, negative, or interrogative sentences. Spelling and punctuation count!

### Be Going To – Form Practice (Text Version)

Fill in the blanks using "be going to" and the verb in brackets. You might have to write in the affirmative, negative or interrogative form. Spelling and punctuation count!

1. \_\_\_\_\_[Blank 1 – you/attend – interrogative] the gala next Friday?
2. When \_\_\_\_\_[Blank 1 – she/write – interrogative] her second novel?
3. We \_\_\_\_\_[Blank 1 – take – negative] a nap before we go to the concert tonight.
4. I \_\_\_\_\_[Blank 1 – prepare – affirmative] dinner in 20 minutes.
5. My husband \_\_\_\_\_[Blank 1 – retire – affirmative] at the end of the year.
6. Mom, what \_\_\_\_\_[Blank 1 – we/have – interrogative] for dinner tonight?
7. Why \_\_\_\_\_[Blank 1 – your brother/drive – interrogative] to New York? He should take the train.
8. They \_\_\_\_\_[Blank 1 – graduate – negative] if they continue to get poor grades.
9. He \_\_\_\_\_[Blank 1 – eat – negative] meat because he is a vegetarian.
10. \_\_\_\_\_[Blank 1 – the cat/chase – interrogative] the mouse?

**Check your answers in footnote <sup>5</sup>**

**Activity source:** “Be Going To – Form Practice” by Sari Martin, licensed under CC BY-NC SA 4.0.

### **Will or Be Going To? by Virginia McHardy (text version)**

Fill in the missing words.

1. It \_\_\_\_\_ [Blank A] rain tomorrow.
2. Oh, look at the food! I \_\_\_\_\_ [Blank A] try everything!
3. \_\_\_\_\_ [Blank A] you please help me? This box is heavy.
4. \_\_\_\_\_ [Blank A] you still \*going to\* help me next Sunday like you said?
5. Ghislain \_\_\_\_\_ [Blank A] go to Europe next summer.
6. I promise I \_\_\_\_\_ [Blank A] clean my room tomorrow.
7. I \_\_\_\_\_ [Blank A] clean my room on Saturday because I will have lots of time.
8. The fortune teller said the world \_\_\_\_\_ [Blank A] see another world war.
9. Simon \_\_\_\_\_ [Blank A] definitely pass his elective.
10. Charlie and Ping \_\_\_\_\_ [Blank A] have a party after they graduate.

**Check your Answers in footnote <sup>6</sup>**

**Activity source:** “Will or Be Going To?” by Virginia McHardy, licensed under CC BY-NC 4.0.

## **Communicative Activity – Class Plans Calendar Group Activity**

- Create a weekly class calendar or schedule (e.g., for a camp or special project week).


- In small groups, students plan what the class is going to do each day.
  - "On Monday, we are going to play games."
  - "On Friday, we are going to have a picnic."
- Then present the plan to the class.

## Verb Tenses in Music

For a fun activity, listen to the following songs:

- I Gotta Feeling by Black Eyed Peas
- Never Gonna Give You Up by Rick Astley

Can you hear "Be Going to" in the lyrics?



Father: What are you going to be when you grow up?

Son: I'm going to be a garbage collector.

Father: Really? Why?

Son: Because I only have to work on Tuesdays!

### "The Future "Be Going to" Joke"

by Virginia McHardy, licensed under CC BY 4.0.

## Attribution & References

Except where otherwise noted, "The Future – "Be Going to"" by Sari Martin & Virginia McHardy is licensed under CC BY-NC-SA 4.0.

## Notes

1.
  1. plan
  2. prediction
  3. plan
  4. prediction
5.
  5. plan
  6. prediction
  7. prediction
  8. plan
2.
  1. Look at those dark clouds overhead! It's going to rain any second!
  2. Italy's going to win this match! They're leading by 3 goals!
  3. If you eat all that cake, you're going to feel sick.
  4. Maria believes the Conservatives are going to win the next election.
3.
  1. Pedro isn't going to arrive on time because the traffic is horrible.
  2. It's going to rain tomorrow so we aren't going to visit the beach.
  3. Alona isn't going to buy that house anymore because it failed the inspection.
  4. I'm not going to purchase any takeout food for a month because I need to save money for a vacation.
  5. You aren't going to pass the course if you don't study more often.
4.
  1. Are they going to move to a new house next month?
  2. What is Angeni going to do if she can't find a job in Victoria?
  3. Aren't you going to go on your date? You aren't even ready yet!
  4. Is Marco going to travel somewhere tropical? I know he likes hot weather.
  5. What are we going to tell her? She is going to be so upset when she finds out.
5.
  1. Are you going to attend the gala next Friday?
  2. When is she going to write her second novel?
  3. We are not going to take a nap before we go to the concert tonight.
  4. I am going to prepare dinner in 20 minutes.
  5. My husband is going to retire at the end of the year.
  6. Mom, what are we having for dinner tonight?
  7. Why is your brother driving to New York? He should take the train.
  8. They are not going to graduate if they continue to get poor grades.
  9. He is not going to eat meat because he is a vegetarian.
10. Is the cat going to chase the mouse?
11. 1. will/is going to, 2. will, 3. Will, 4. Are, going to, 5. is going to, 6. will, 7. am going to, 8. will/is going to, 9. will, 10. are going to.

## 7. THE FUTURE CONTINUOUS TENSE

---

### Learning Outcomes

After completing Chapter 7, students will know how to:

- use the functions of the Future Continuous Tense.
- form the Future Continuous Tense in affirmative statements, negative statements and questions.
- apply the Future Continuous Tense in various situations.
- use the correct spelling rules for continuous verbs.

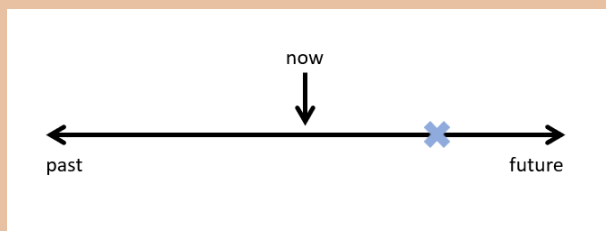
### Functions of the Future Continuous Tense

The Future Continuous Tense is used for:

1. actions that are happening at a specific time in the future
2. continuous temporary actions that will be ongoing in the future
3. polite questions
4. predicting, projecting or imagining actions.
5. actions that have started now and will continue into the future

Let us discuss these points in detail.

## Actions that are happening in progress at a specific time in the future:



**“The Future Continuous Tense Timeline”** by Virginia McHardy, licensed under CC BY-NC 4.0.

- I will be sleeping at midnight.
- The Level 4 students will be writing their test at 1pm tomorrow.
- He won't be studying at 10pm because the Georgian College library closes at 9:30.

## Continuous temporary actions that will be ongoing during a certain time in the future:

- I will be studying at a university in Australia this time next year.
- Joanne will be drinking margaritas on a beach next week on vacation.

## Asking polite questions:

Some examples are:

- Will Leny be joining us for dinner?
- Will you be having the steak or the fish?
- Will Celina be leaving in the morning?
- Will they be making dinner for everyone?

## Projecting/Imagining/Predicting actions in the future:

- I will be living in Florida in 10 years.
- Gord will be working in a top company when he's 40.

## Actions happening now that will continue to happen into the

## future (We use the word 'still' with this function):

- He will still be living with his parents when he's 50.
- Olivia will still be working at the same job when she's ready for retirement.

## Forms of the Future Continuous Tense

Let us now explore how the Future Continuous Tense is formed:

### Affirmative Sentences: Subject + will be + verb + ing

Subject +	will be +	+ verb + ing
I	will be	going.
Marcus	will be	teaching.
They	will be	playing.

### Negative Sentences: Subject + will not be + verb + ing

Subject +	will not	+be	+ verb + ing
I	will not	be	listening.
He	will not	be	dancing.
They	will not	be	editing.

\* will not = won't



**Yes/No Questions: Will + subject + be + verb + ing?**

<b>Will+</b>	<b>subject</b>	<b>+ be</b>	<b>+ verb + ing?</b>
Will	Mariam	be	working?
Will	they	be	sleeping?

**Wh-Questions: Wh- + will + subject + be + verb + ing?**

<b>Wh +</b>	<b>will</b>	<b>+ subject</b>	<b>+be</b>	<b>+ verb + ing?</b>
Why	will	Laila	be	studying?
Where	will	she	be	living?

**Spelling Rules**

<b>Rule</b>	<b>Example</b>
For most verbs, just add <b>-ing</b> .	play → playing help → helping think → thinking
For verbs that end in silent <b>-e</b> , drop the <b>-e</b> and add <b>-ing</b> .	make → making hope → hoping cycle → cycling
For verbs that end in the pattern CVC (consonant-vowel-consonant), double the last consonant and add <b>-ing</b> .	hit → hitting run → running get → getting
Exceptions	visit → visiting panic → panicking tie → tying

**“Spelling Rules for Continuous Verbs”** by Virginia McHardy, licensed under CC BY-NC 4.0.

## Future Continuous Form and Function Review

Watch the video to review the form and function of Future Continuous.

### **Future Continuous Form & Functions Review (Text Version)**

Watch the video 5 Ways to Use The Future Continuous Tense in English

(<https://www.youtube.com/watch?v=TV8uXTdXH1w>) (11 minutes)

Pause at 1:40: If you want to learn more about ‘Want’ vs ‘Won’t’ in Canadian/American

pronunciation, take a look at the video WANT vs. WON'T Pronunciation – American English (<https://www.youtube.com/watch?v=Z8zVS8S7s28>).

Pause at 6:06: Remember that predicting is also guessing, or imagining about the future.

Pause at 8:23: I will be in the middle of sleeping at 4:00am.

Pause at 8:25: She'll be living in Paris one day.

Pause at 8:29: Will you be dining with us this evening?

Pause at 8:35: Next week, I'll be tanning in the sunshine on vacation.

**Activity Source:** "Future Continuous Form & Functions Review" by Sari Martin, licensed under CC BY-NC-SA 4.0. **Video Source:** English with Greg. *5 ways to use the future continuous tense in English* [Video]. YouTube. <https://youtu.be/TV8uXTdXH1w>

## Future Continuous Functions Practice

### Future Continuous Functions Practice (Text Version)

Read each sentence with the future continuous. Guess which function of the future continuous is used. There are 5 functions to choose from:

- a continuous action happening at a specific time in the future
- asking polite questions
- continuous temporary actions that will be ongoing during a time in the future
- predicting, imagining, or projecting into the future
- an action that has started now and will continue in the future

1. I'll be lying on a beach and reading a good book next week when I travel to the Bahamas.
2. Will you be joining me for dinner this evening?
3. At this exact time tomorrow, I'll be on a plane going to the Bahamas!
4. She'll be jumping with excitement when you give her that gorgeous ring!
5. They will still be washing that car well into the night! That car was so dirty.
6. She will still be wearing her Halloween costume at Christmas! She loves it and won't take it off!
7. We will be landing in Toronto at 3:00pm.
8. Will you be purchasing the white or silver Mercedes?

9. I will be sailing around the world next year.
10. Dad will be driving you to school tomorrow morning.
11. I won't be working with the team at 2:00pm. I will be free after 1:30pm.

**Check your Answers in footnote<sup>1</sup>**

**Activity source:** “Future Continuous Functions Practice Dialog Cards” by Sari Martin, licensed under CC BY-NC SA 4.0.

## Future Continuous Form Practice – Affirmative

### Future Continuous Form Practice – Affirmative (Text Version)

In each of the sentences given below, there is an error and it is **bolded/marked between two \***. You have to write the correct form of future continuous.

Example: We **went** to the beach next Sunday.

#### will be going

1. At midnight we **\*are sleep\***.
2. Next Saturday by this time, I **\*was enjoy myself\*** at the beach.
3. Next week, we **\*tour\*** the famous movies studios in Los Angeles.
4. Josiane **\*will shop\*** with you all day tomorrow.

**Check your Answers in footnote<sup>2</sup>**

**Activity source:** “Future Continuous” by Annapurna Madhuri, edited by Sari Martin and oeratgc, from “Future Simple and Future Continuous” In *Effective English for Teachers* by Annapurna Madhuri, licensed under CC BY-NC SA 4.0. / Converted to text and minor edits.

## Future Continuous Form Practice – Negative

### Future Continuous – Negative Form Practice (Text Version)

Rewrite the following sentences in negative form. Write the whole sentence, and use the contraction.

Example: Sakshi will be coming to Ottawa.,

Negative form: Sakshi **won't be coming** to Ottawa.

1. Qiping and Roman will be working in a steel plant.
2. Juslin will be waiting for me.
3. Virginia will be writing an essay in the exam tomorrow.
4. The school team will be playing against the state champions.
5. Tomorrow, Felipe will be using the internet to browse videos.

### Check your Answers in footnote<sup>3</sup>

**Activity source:** “Future Continuous” by Annapurna Madhuri, edited by Sari Martin, from “Future Simple and Future Continuous” In *Effective English for Teachers* by Annapurna Madhuri, licensed under CC BY-NC SA 4.0. / Converted to text, removal of questions, and minor edits.

## Future Continuous Form Practice – Interrogative

### Future Continuous – Interrogative (Text Version)

Rewrite the following sentences in interrogative form.

Example: Florentine will be coming to Miami.

Interrogative form: Will Florentine be coming to Miami?

1. Ravi and Kiran will be working in a steel plant.
2. Edward will be listening to the music by this time tomorrow.
3. Sora will be writing an essay in the exam tomorrow.
4. The school team will be playing against the state champions.

**Check your Answers in footnote<sup>4</sup>**

**Activity source:** “Future Continuous” by Annapurna Madhuri, edited by Sari Martin, from “Future Simple and Future Continuous” In *Effective English for Teachers* by Annapurna Madhuri, licensed under CC BY-NC SA 4.0. / Converted to text, removal of questions, minor edits.

## Discussion Questions

Ask and answer questions with a partner or in small groups:

- What will you be doing this time next year?
- Where will you be living in 10 years, and what kind of life will you be living?
- What job will most people be doing in the future, thanks to technology?
- What will people be eating in the year 2050? Will traditional food still be popular?
- Do you think students will still be going to school in person 20 years from now? Why or why not?
- What kind of entertainment will we be watching in the future? Will people still be watching TV?
- How will people be communicating with each other in the future? Will they still be using smartphones?
- What new skills will people be learning in the next 10 years? What will schools be teaching?
- What will cities be doing to fight climate change 20 years from now?
- How will people be traveling in the future?
- Will we be flying in personal drones or taking space vacations?

## Verb Tenses in Music

For a fun activity, listen to the following songs:

- Every Breath You Take by The Police
- Sittin' on the Dock of the Bay by Otis Redding

Can you hear the Future Continuous Tense in the lyrics?



*I added up my summer vacation budget...*  
*I'll be going to the movies!*

**The Future Continuous Tense Joke** by Virginia McHardy, licensed under CC BY 4.0.

## Attribution & References

Except where otherwise noted, “The Future Continuous Tense” by Sari Martin & Virginia McHardy is licensed under CC BY-NC-SA 4.0.

## Notes

1. continuous temporary actions that will be ongoing during a time in the future
2. asking polite questions
3. a continuous action happening at a specific time in the future
4. predicting, imagining, or projecting into the future
5. an action that has started now and will continue in the future
6. an action that has started now and will continue in the future
7. a continuous action happening at a specific time in the future
8. asking polite questions
9. continuous temporary actions that will be ongoing during a time in the future
10. continuous temporary actions that will be ongoing during a time in the future

11. a continuous action happening at a specific time in the future
2.
  1. At midnight, we will be sleeping.
  2. Next Saturday by this time, I will be enjoying myself at the beach.
  3. Next week, we will be touring the famous movies studios in Los Angeles.
  4. Josiane will be shopping with you all day tomorrow.
3.
  1. Qiping and Roman won't be working in a steel plant.
  2. Juslin won't be waiting for me.
  3. Virginia won't be writing an essay in the exam tomorrow.
  4. The school team won't be playing against the state champions.
  5. Tomorrow, Felipe won't be using the internet to browse videos.
4.
  1. Will Ravi and Kiran be working in a steel plant?
  2. Will Edward be listening to the music by this time tomorrow?
  3. Will Sora be writing an essay in the exam tomorrow?
  4. Will the school team be playing against the state champions?

## 8. REVIEW OF FUTURE TENSES

---

### Review of Future Tenses

**Watch Explained! Will v Be Going To v Present Continuous (10 mins) on YouTube.**  
**(<https://youtu.be/8HUj-FNEQiU>)**

### Exercise 1

#### Exercise 1 – Text version

Match the words to the correct blanks in the numbered sentences.

- |                         |                       |
|-------------------------|-----------------------|
| • will have             | • are having          |
| • am going to have      | • is going to teach   |
| • are not going to use  | • are going to help   |
| • will teach            | • will help           |
| • Are you going to open | • is going to perform |
| • Will you open         | • will perform        |

1. John \_\_\_\_\_ [Blank 1] the Pronunciation class next semester.
2. We \_\_\_\_\_ [Blank 1] a party on Saturday because we won the Championship game today.
3. I \_\_\_\_\_ [Blank 1] tea when we get home. I need to relax.
4. Minyoung \_\_\_\_\_ [Blank 1] you since she just finished her work.
5. The classroom is closed today because they found a mouse in there, so I \_\_\_\_\_ [Blank 1] in the lab.



6. \_\_\_\_\_ [Blank 1] your presents at the beginning of your party, or at the end?
7. My parents are coming over on the weekend because they \_\_\_\_\_ [Blank 1] me paint my bedroom.
8. \_\_\_\_\_ [Blank 1] close the window, please?
9. Taylor Swift \_\_\_\_\_ [Blank 1] at the music award show next week.
10. The students \_\_\_\_\_ [Blank 1] their phones today because they want to show respect to their professor.
11. Would you like coffee, or tea? I \_\_\_\_\_ [Blank 1] coffee, please.
12. I can't find my sheet music right now, so I \_\_\_\_\_ [Blank 1] a song I already know.

**Check your Answers in footnote:** <sup>1</sup>

**Source:** Exercise 1 by Virginia McHardy is licensed under CC BY-NC-SA 4.0.

## Exercise 2

### Exercise 2 (Text version)

Fill in the missing words in the correct forms to complete the sentences.

1. \_\_\_\_\_ [Blank 1] you \_\_\_\_\_ [Blank 2 – marry] me?
2. If you call me at 11:00pm, I \_\_\_\_\_ [Blank 1 – sleep] .
3. Bek has a lot of plans for his future. He \_\_\_\_\_ [Blank 1 – start] everything after he graduates.
4. I think it \_\_\_\_\_ [Blank 1 – rain] tomorrow.
5. Come in quietly because the students \_\_\_\_\_ [Blank 1 – write] a test at that time.
6. Oh, the desserts look good! I \_\_\_\_\_ [Blank 1 – eat] 2 of them!
7. What are your plans for the break? \_\_\_\_\_ [Blank 1] you \_\_\_\_\_ [Blank 2 – work] over the holidays?
8. Aiden promises that he \_\_\_\_\_ [Blank 1 – drive] you to school today.
9. I \_\_\_\_\_ [Blank 1 – have] a party on Saturday night at my house.
10. I predict that Carolina \_\_\_\_\_ [Blank 1 – graduate] with honours.

**Check your Answers in footnote:**<sup>2</sup>

**Source:** Exercise 2 by Virginia McHardy is licensed under CC BY-NC-SA 4.0.

## Exercise 3

### Exercise 3 (Text version)

Match the words to the correct blanks (marked by the letters a-k) in the following sentences.

- |                    |                     |
|--------------------|---------------------|
| • will be          | • will have         |
| • won't fail       | • will be living    |
| • will help        | • will play         |
| • will be working  | • are going to have |
| • is going to work | • will be playing   |

1. Dai Woo \_\_\_\_\_ [Blank 1] happy when he seeks his mark in pronunciation class.
2. Ali \_\_\_\_\_ [Blank 1] chess with his brother after class.
3. Saki \_\_\_\_\_ [Blank 1] between 10:00 and 12:00 tomorrow.
4. I promise I \_\_\_\_\_ [Blank 1] you move next weekend.
5. The students \_\_\_\_\_ [Blank 1] a party when the course finishes.
6. Five years from now, I \_\_\_\_\_ [Blank 1] in Canada and I \_\_\_\_\_ [Blank 2] 2 kids.
7. Fahad \_\_\_\_\_ [Blank 1] his next test because he has studied really hard for it.
8. Georgian College \_\_\_\_\_ [Blank 1] the emergency testing video all throughout the morning.
9. Corinne \_\_\_\_\_ [Blank 1] from home tomorrow.
10. Oh no! The player got injured! His replacement \_\_\_\_\_ [Blank 1] for him instead.

**Check your Answers in footnote:**<sup>3</sup>

**Source:** Exercise 3 by Virginia McHardy is licensed under CC BY-NC-SA 4.0.

## Exercise 4

### Exercise 4 (Text version)

Answer the following questions by choosing the correct response.

1. Do you have any plans for the weekend?
  - a. I will be visiting my grandmother.
  - b. I am going to visit my grandmother.
  - c. I will visit my grandmother.
2. Would you like coffee or tea?
  - a. I am going to have tea, please.
  - b. I will be having tea, please.
  - c. I will have tea, please.
3. What is your prediction for the big game?
  - a. I think the Toronto Maple Leafs will win the game.
  - b. I think the Toronto Maple Leafs are going to win the game.
  - c. I think the Toronto Maple Leafs will be winning the game.
  - d. I think the Toronto Maple Leafs are winning the game.
4. Do you think Lily will be available at 2:00pm tomorrow?
  - a. She will drive to Ottawa at that time.
  - b. She will be driving to Ottawa at that time.
  - c. She is going to drive to Ottawa at that time.
5. Is Khaled playing in the game tomorrow?
  - a. No, he isn't going to play because he has to work.
  - b. No, he won't be playing because he has to work.
  - c. No, he won't play because he has to work.
6. Are the children ready?

- a. They will be ready in 5 minutes.
  - b. They are going to be ready in 5 minutes.
  - c. They will be being ready in 5 minutes.
7. Will you marry me?
- a. No, I won't.
  - b. No, I won't be marrying you.
  - c. No, I'm not going to.
8. Can you meet me this time next week?
- a. No, sorry. I am going to travel to Spain then.
  - b. No, sorry. I will be travelling to Spain then.
  - c. No, sorry. I will travel to Spain then.

**Check your Answers in footnote:** <sup>4</sup>

**Source:** Exercise 4 by Virginia McHardy is licensed under CC BY-NC-SA 4.0.

## Attribution & References

Except where otherwise noted, “Review of Future Tenses” by Virginia McHardy is licensed under CC BY-NC-SA 4.0.

## Notes

1. 1. is going to teach; 2. are having; 3. am going to have; 4. will help; 5. will teach; 6. Are you going to open; 7. are going to help; 8. Will you open; 9. is going to perform; 10. are not going to use; 11. will have; 12. will perform.
2. 1. Will, marry; 2. will be sleeping; 3. is going to start; 4. will rain; 5. will be writing; 6. will eat; 7. Are, going to work/working; 8. will drive; 9. am having; 10. will graduate.
3. 1. will be; 2. is going to play; 3. will be working; 4. will help; 5. are going to have; 6. will be living, will have; 7. won't fail. 8. will be playing; 9. is going to work; 10. will play.
4. 1. b, 2. c, 3. a, 4. b, 5. a, 6. a, 7. a, 8. b.

## 9. THE SIMPLE PAST TENSE

---

### Learning Outcomes

After completing Chapter 9, students will know how to:

- use the functions of the Simple Past Tense.
- form the Simple Past Tense in affirmative statements, negative statements and questions.
- apply the Simple Past Tense in various situations.
- use the correct spelling rules for regular verbs in the Simple Past Tense.

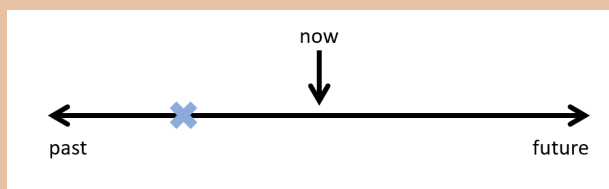
### Functions of the Simple Past Tense

The Simple Past Tense is used for

1. finished past actions.
2. repeated past actions.

Let us discuss these points in detail:

#### **Finished past actions:**

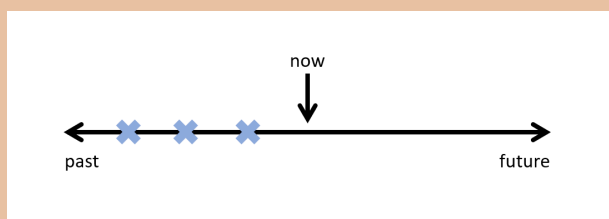


**“Simple Past Timeline”** by Virginia McHardy, licensed under CC BY-NC 4.0.

Actions that started and finished in the time before now. Some examples are:

- I cleaned my house yesterday.
- He played basketball last night.
- They didn’t wash their dishes.
- We didn’t finish our homework in time.
- Did you go to the game on Friday?

### Repeated past actions:



**“Repeated Past actions”** by Virginia McHardy, licensed under CC BY-NC 4.0.

Actions that happened over and over again in the past. Some examples are:

- I went to the store 3 times yesterday.
- They played basketball every day in elementary school.
- She watched that movie repeatedly as a child.

## **\*\*Time Markers for The Simple Past Tense**

Some common time markers used with The Simple Past Tense are:

- yesterday
- last night/week/month/year
- ago (2 days ago/5 weeks ago/10 years ago)

## Form of The Simple Past Tense

Let us now explore how the Simple Past Tense is formed with **regular** \*verbs:

### Affirmative Sentences: Subject + verb + ed

Subject +	verb + ed	+ past time marker.
I	cleaned	yesterday.
He	played	yesterday.
Melissa	danced	yesterday.
They	studied**	yesterday.

\* **Irregular** verbs are all different. You need to memorize the affirmative forms using the list of commonly used verbs in Chapter 18.

### Negative Sentences: Subject + did + not + base verb

Subject +	did+	not	+ base verb
I	did	not *	clean.
He	did	not	play.
They	did	not	study.

\* did not = didn't

### Yes/No Questions: Did + subject + base verb?

Did +	subject	+ base verb?	Short Answer
Did	you	clean?	Yes, I did./No, I didn't.
Did	Noah	play?	Yes, he did./No, he didn't.
Did	they	study	Yes, they did./No, they didn't.

**Information Questions: Wh- + did + subject + base verb?**

Wh- question word +	did	+ subject	base verb?
What	did	you	eat?
Where	did	Meghan	go?
When	did	they	arrive?

**Spelling Rules**

Rule for Regular Verbs	Example
For most verbs, add <b>-ed</b> .	play → played help → helped call → called
For verbs that end in consonant + <b>-y</b> , change the <b>-y</b> to <b>-i</b> and add <b>-ed</b> .	cry → cried copy → copied marry → married
For verbs that end in CVC (consonant-vowel-consonant) pattern, double the final consonant and add <b>-ed</b> .	rob → robbed mop → mopped ban → banned
For verbs that end in silent <b>-e</b> , just add <b>-d</b> .	vote → voted bike → biked wave → waved

**Spelling Rules for The Simple Past Tense** by Virginia McHardy, licensed under CC BY-NC 4.0.

(For common irregular verb forms, see Chapter 19.)

## Simple Past Review of Form and Function Video

**Watch the video Simple Past – Grammar & Verb Tenses (5:47 minutes) (<https://youtu.be/Ml3S3kdkofo>) on YouTube** to review the form of Simple Past and some irregular verbs. Do the practice activities at the end of the video!



## Simple Past Form Practice – Affirmative

Fill in the blanks with the verb in brackets. Remember that some verbs are irregular. See if you can guess the correct form.

### Simple past – Recap (Text Version)

Fill in the blanks with simple past tense form of the verb given in the bracket.

1. I \_\_\_\_\_ [Blank 1 – receive] a parcel from my aunt last week.
2. The great ship Titanic \_\_\_\_\_ [Blank 1] (sink) after colliding with an iceberg.
3. The little girl \_\_\_\_\_ [Blank 1 – break] the glass tumbler.
4. If he \_\_\_\_\_ [Blank 1 – play] well, we would not have been defeated.
5. The members \_\_\_\_\_ [Blank 1 – select] him as the captain.
6. The shephard \_\_\_\_\_ [Blank 1 – count] his sheep twice, after he returned home in the evening.
7. I \_\_\_\_\_ [Blank 1 – get] a beautiful gift from my brother.
8. Praveen \_\_\_\_\_ [Blank 1 – keep] his books in the book-shelf.
9. The plane \_\_\_\_\_ [Blank 1 – fly] towards the east after it took off.
10. They \_\_\_\_\_ [Blank 1 – record] the complete wedding.
11. The teacher \_\_\_\_\_ [Blank 1 – appreciate] Youssef for getting good grades.

### Check your Answers in footnote<sup>1</sup>

**Activity Source:** “Simple past – Recap” by Annapurna Madhuri, edited by Sari Martin, from “Simple Past and Past Continuous” In *Effective English for Teachers* by Annapurna Madhuri, licensed under CC BY-NC SA 4.0. / Converted to text.

## Simple Past Form Practice – Negative

### Simple past – negative sentences (Text Version)

Rewrite each of the sentences in the negative form, as shown in the example.

Example: Shanti bought a car last year.

Shanti did not buy a car last year.

Note the sentence structure: Subject (Shanti) + did not buy (base verb of bought) + object (a car) + time period (signal word – last year)? (most importantly – question tag)

1. Valentina came here three days ago.
2. They watched a movie last night.
3. David cleaned his house yesterday.
4. We worked hard that day.
5. She had a bath early in the morning.

### Check your Answers in footnote<sup>2</sup>

**Activity source:** “Simple Past – Negative Sentences” by Annapurna Madhuri, edited by Sari Martin, from “Simple Past” In *Effective English for Teachers* by Annapurna Madhuri, licensed under CC BY-NC SA 4.0. / Converted to text and minor edits.

## Simple Past Form Practice – Interrogative

### Simple past – interrogative sentences (Text Version)

Rewrite each of the sentences in the form of a question/interrogative form, as shown in the example.

Example: Pierre bought a car last year.

Did Pierre buy a car last year?

Note the sentence structure: Did + subject (Pierre) + buy (base verb of bought) + object (a car) + time period (signal word – last year)? (most importantly – question tag)

1. Valentina came here three days ago.
2. They watched a movie last night.
3. David cleaned his house yesterday.
4. We worked hard that day.
5. She had a bath early in the morning.

### Check your Answers in footnote<sup>3</sup>

**Activity source:** “Present Continuous” by Annapurna Madhuri, edited by Sari Martin, from “Simple Past and Past Continuous” In *Effective English for Teachers* by Annapurna Madhuri, licensed under CC BY-NC SA 4.0. / Questions edited and converted to text.

## Simple Past All Forms Review

### Simple Past – Wrap up 2 (Text Version)

Arrange the jumbled words, using a suitable form of the verb (Marked with an \* to make proper sentences.

**Example:** you/from/hear/the/new/job/did/?

**Answer:** Did you hear from the new job?

1. Mohammed/\***play**/toys/did/with/?/his
2. \***borrow**/Alice/sister's/dress/new/for/party/the/her
3. train/leave/did/the/station/?/time/on/the
4. examination/lot/Sameer/before/\***waste**/of/a/time/his
5. not/Sofia/grade/receive/good/a/did/

### Check your Answers in footnote<sup>4</sup>

**Activity source:** “Simple Past – Wrap Up 2” by Annapurna Madhuri, edited by Sari Martin, from

“Simple Past” In *Effective English for Teachers* by Annapurna Madhuri, licensed under CC BY-NC SA 4.0. / Questions edited and converted to text.

## Communicative Activity – Past Story Chain

- In a circle or small group, one student starts a story with one sentence in the past:
  - “Yesterday, I woke up late.”
- The next student continues:
  - “Then I missed the bus.”
- Continue the story around the group, building it sentence by sentence.

**Variation:** Write the story down as a group for a funny recap at the end.

## Verb Tenses in Music

For a fun activity, listen to the following songs:

- Because You Loved Me by Celine Dion
- A Day in the Life – The Beatles

Can you hear the Simple Past Tense in the lyrics?



Why did the biology teacher break up with the other  
science teacher?

There was no chemistry!

**“The Simple Past Tense Joke”** by Virginia McHardy, licensed under CC BY 4.0.

## Attribution & References

Except where otherwise noted, “The Simple Past Tense” by Sari Martin & Virginia McHardy is licensed under CC BY-NC-SA 4.0.

## Notes

- |    |   |                 |
|----|---|-----------------|
| 1. | 1. received   | 7. got          |
|    | 2. sank   | 8. kept         |
|    | 3. broke  | 9. flew         |
|    | 4. played   | 10. recorded    |
|    | 5. selected   | 11. appreciated |
|    | 6. counted  |                 |
| 2. | 1. Valentina did not come here three days ago.          |                 |
|    | 2. They did not watch a movie last night.               |                 |
|    | 3. David did not clean his house yesterday.             |                 |
|    | 4. We did not work hard that day.                       |                 |
|    | 5. She did not have a bath early in the morning.        |                 |
| 3. | 1. Did Valentina come here three days ago?              |                 |
|    | 2. Did they watch a movie last night?                   |                 |
|    | 3. Did David clean his house yesterday?                 |                 |
|    | 4. Did we work hard that day?                           |                 |
|    | 5. Did she have a bath early in the morning?            |                 |
| 4. | 1. Did Mohammed play with his toys?                     |                 |
|    | 2. Alice borrowed her sister's new dress for the party. |                 |
|    | 3. Did the train leave the station on time?             |                 |
|    | 4. Sameer wasted a lot of time before his examination.  |                 |
|    | 5. Sofia did not receive a good grade.                  |                 |

# 10. PAST CONTINUOUS TENSE

---

## Learning Outcomes

After completing Chapter 10, students will know how to:

- use the functions of the Past Continuous Tense.
- form the Past Continuous Tense in affirmative statements, negative statements and questions.
- apply the Past Continuous Tense in various situations.
- use the correct spelling rules for continuous verbs.
- use the Simple Past Tense with the Past Continuous Tense.

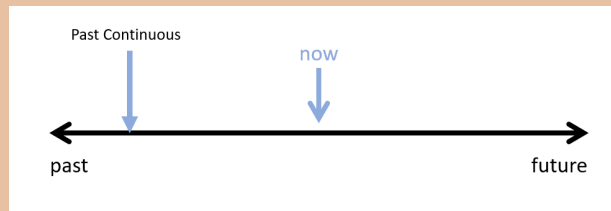
## Functions of the Past Continuous Tense

The Past Continuous Tense is used for:

1. actions happening at a specific time or during a quick action in the past.
2. actions that were ongoing over a period of time in the past.
3. actions happening at a time in the past when another action interrupted.
4. two actions happening at the same time.

Let us discuss these points in detail.

## Actions happening at a specific time in the past:

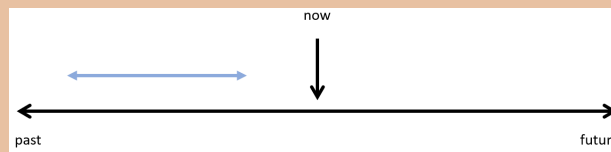


**“The Past Continuous at a Specific Time”** by Virginia McHardy, licensed under CC BY-NC 4.0.

Actions that started and were occurring at a certain point of time before now. They started before the specific time or quick action, and continued after. Some examples are:

- I was cleaning my house at 1:00pm yesterday.
- They weren't washing their dishes at noon.
- Sarah wasn't working at midnight.
- It was snowing at the time of the accident.

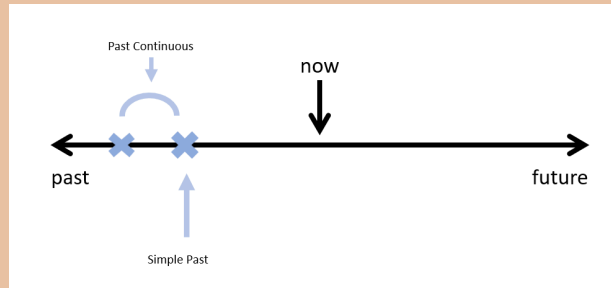
## Actions that were ongoing over a period of time in the past:



**“The Past Continuous Tense Timeline”** by Virginia McHardy, licensed under CC BY-NC 4.0.

- I was taking Spanish lessons when I lived in Argentina.
- She was travelling through Europe all summer.
- The Smiths were having problems with their teenage daughter last year.
- The company wasn't making a lot of money in the last quarter.

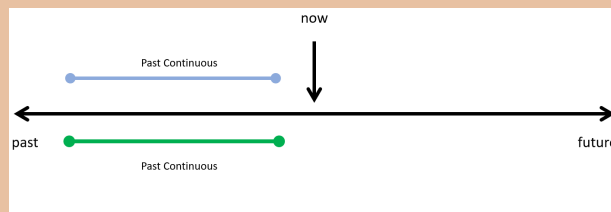
**Actions happening at a time in the past when another action interrupted (The Simple Past is used with “when” as the interrupting action):**



**“The Past Continuous Tense with Simple Past Timeline”** by Virginia McHardy, licensed under CC BY-NC 4.0.

- I was taking a bath when the telephone rang.
- Richard was playing basketball when his mom arrived.
- They were having breakfast when there was a knock at the door.

**Two actions happening at the same time in the past (“while” is used to connect the two actions):**



**“Two Past Actions Happening at the Same Time”** by Virginia McHardy, licensed under CC BY-NC 4.0.

- I was taking a bath while my husband was cooking dinner.
- The dog was running around the table while they were eating breakfast



## Form of The Past Continuous Tense

Let us now explore how the Past Continuous Tense is formed:

### Affirmative sentences: Subject + was/were + verb + ing

Subject +	+ was/were	+ verb + ing.
I	was	studying.
Joe	was	teaching.
You	were	working.

### Negative Sentences: Subject + was/were + not + verb +ing.

Subject +	was/were +	not	+ verb + ing
I	was	not*	eating.
She	was	not	playing.
The children	were	not *	working.
You	were	not	studying.
*was not = wasn't			
**were not = weren't			

### Yes/No Questions: Was/Were + subject + verb + ing?

Was/Were +	subject	+ verb + ing?	Short Answer
Was	I	helping?	Yes, you were./No, you weren't.
Was	he	jumping?	Yes, he was./No, he wasn't.
Were	you	listening?	Yes, I was./No, I wasn't.

**Information Questions: Wh- + was/were + subject + verb+ing?**

Wh- question word+	was/were	+ subject	+verb + ing?
What	was	he	doing?
Where	was	she	sleeping?
When	were	you	fighting?

**Spelling Rules**

Rule	Example
For most verbs, just add <b>-ing</b> .	play → playing help → helping think → thinking
For verbs that end in silent <b>-e</b> , drop the <b>-e</b> and add <b>-ing</b> .	make → making hope → hoping cycle → cycling
For verbs that end in the pattern CVC (consonant-vowel-consonant), double the last consonant and add <b>-ing</b> .	hit → hitting run → running get → getting
Exceptions	visit → visiting panic → panicking tie → tying

**“Spelling Rules for Continuous Verbs”** by Virginia McHardy, licensed under CC BY-NC 4.0.

## Past Continuous Function and Form Review

Watch the interactive video to review form and function of past continuous. Read the pop-ups carefully!

### Past Continuous Function and Form Practice (Text Version)

**Watch the video The Past Continuous | Past Progressive (<https://www.youtube.com/watch?v=LH-prYzG2Ug>) (5:45 minutes)**

Pause at 1:20: Remember our examples from before? I was cleaning my house at 1:00pm yesterday. She wasn't working at midnight.

Pause at 1:22: This might mean that the 'specific time' isn't an actual time, but a quick action instead. The longer action continues before and after the quick one. For example: He was cooking

dinner when the kids came home from school. (He started cooking before, and continued to cook after the kids came home). 'Cooking' was in progress when another action happened, and cooking continued to happen afterwards.

**Activity Source:** "Past Continuous Function and Form Practice Interactive Video" by Sari Martin, licensed under CC BY-NC SA 4.0. **Video Source:** First Class English. (2022, February 4 ). *The past continuous / Past progressive / Free English grammar lesson 2022* [Video]. YouTube. <https://youtu.be/LH-prYzG2Ug>

## Past Continuous Functions Review

### Past Continuous Function Practice (Text Version)

Practice the functions of Past Continuous and guess which function was used in each sentence. The functions you can choose from are:

- **actions happening at a specific time or during quick action in the past;**
- **actions that were ongoing over a period of time in the past;**
- **actions happening at a time in the past when another action interrupted;**
- **two actions happening at the same time.**

1. Last night I was watching TV while my husband was reading.
2. She was driving when she received a phone call. She pulled over to answer the call.
3. His sisters were both yelling at him for breaking their favorite toy.
4. She was backpacking through Thailand last summer.
5. He still wasn't sleeping at midnight.
6. She was walking in the school yard when she slipped on a banana peel.
7. We were watching the movie when our food was delivered.
8. The moon was shining brightly while we were driving to the farm.
9. She was cooking dinner when her husband came home.
10. She was talking on the phone for hours last night.
11. She was teaching the lesson when a student raised their hand.

**Check your Answers in footnote<sup>1</sup>**

**Activity source:** “Present Continuous Function Practice” by Sari Martin, licensed under CC BY-NC SA 4.0.

## Past Continuous Form Practice – Affirmative

**Past Continuous and Simple Past Form Practice (Text Version)**

Fill in the blanks with the correct form of the verb given in the bracket in either past continuous or simple past

1. The sun \_\_\_\_\_ [Blank 1 – shine] when Catherine \_\_\_\_\_ [Blank 2 – get] up.
2. We \_\_\_\_\_ [Blank 1 – drive] when suddenly we \_\_\_\_\_ [Blank 2 – notice] bad weather.
3. My parents \_\_\_\_\_ [Blank 1 – meet] while they \_\_\_\_\_ [Blank 2 – study] in college.
4. While you \_\_\_\_\_ [Blank 1 – take] it easy, I \_\_\_\_\_ [Blank 2 – prepare] lunch for everyone.

**Check your Answers in footnote<sup>2</sup>**

**Activity source:** “Past Continuous and Simple Past Form Practice” by Annapurna Madhuri, edited by Sari Martin, from “Simple Past and Past Continuous” In *Effective English for Teachers* by Annapurna Madhuri, licensed under CC BY-NC SA 4.0. / Converted to text and minor edits.

## Past Continuous Form Practice – Negative

**Past continuous – negative (Text Version)**

Rewrite the following sentences in the negative form, as given in the example.

She **was bringing** ice-cream for us.

She was **not** bringing ice-cream for us.

1. She was having a bath.
2. We were running down the road.
3. The soldiers were guarding the city.
4. The children were watching a movie.
5. Sharief was lying on the sofa.

**Check your Answers in footnote<sup>3</sup>**

**Activity source:** “Past Continuous – negative” by Annapurna Madhuri, edited by Sari Martin, from “Simple Past and Past Continuous” In *Effective English for Teachers* by Annapurna Madhuri, licensed under CC BY-NC SA 4.0. / Converted to text, some questions removed, and other minor edits.

## Past Continuous Form Practice – Interrogative

**Past continuous – interrogative (Text Version)**

Rewrite the following sentences in the interrogative form, as given in the example.

She **was bringing** ice-cream at 7.

**Was** she **bringing** ice-cream at 7?

1. She was having a bath.
2. They were running down the road.
3. Yuki was eating a sandwich in her room.
4. Hong was cooking breakfast when the door bell rang.
5. The girls were studying for the test.
6. The men were going to work.
7. When the war broke out, they were living in France.

**Check your Answers in footnote<sup>4</sup>**

**Activity source:** “Past Continuous Interrogative” by Annapurna Madhuri, edited by Sari Martin,

from “Simple Past and Past Continuous” In *Effective English for Teachers* by Annapurna Madhuri, licensed under CC BY-NC SA 4.0. / Converted to text, some questions removed, and other minor edits.

## Communicative Activity – “What’s Your Alibi?” – Crime Scene Role Play

### 1. Create a Crime Scene

- Tell students a fictional event happened, e.g.:  
 “Last night at 9:00 p.m., someone stole the principal’s laptop from the office.”
- Write a brief description of the crime on the board (time, location, etc.).

### 2. Assign Roles (in secret):

- One student is the **“thief”** (they know they’re guilty).
- All others are **“suspects”** (they were in the building when the crime happened).
- Two students (or the teacher) act as **detectives**.

### 3. Preparation Time (5–10 mins):

- Each suspect prepares an **alibi** using the past continuous.
  - “At 9:00 p.m., I was studying in the library.”
  - “I was talking to my friend in the hallway.”
- The thief creates a **fake alibi** and must try to sound convincing.

### 4. Interview Time (Detectives ask questions):

- “What were you doing at 9:00 p.m.?”
- “Were you alone?”

- “Who were you talking to?”
- “What were you wearing?”
- Suspects must answer using **past continuous**.

#### 5. Group Discussion & Vote:

- After questioning everyone, the detectives (or whole class) discuss the answers and try to figure out who is lying.
- They vote on who they think the thief is.

## Verb Tenses in Music

For a fun activity, listen to the following songs:

- Don't You Want Me Baby by Human League
- Never Tear Us Apart by INXS

Can you hear the Past Continuous Tense in the lyrics?



*George Washington chopped down his father's cherry tree. Why didn't his father punish him?*

*Because he was still holding the axe!*

**“The Past Continuous Tense Joke”** by Virginia McHardy, licensed under CC BY 4.0.

## Attribution & References

Except where otherwise noted, “Past Continuous Tense” by Sari Martin & Virginia McHardy is licensed under CC BY-NC-SA 4.0.

## Notes

1.
  1. two actions happening at the same time
  2. actions happening at a time in the past when another action interrupted
  3. two actions happening at the same time
  4. actions that were ongoing over a period of time in the past
  5. actions happening during a specific time or quick action in the past
  6. actions happening at a time in the past when another action interrupted
  7. actions happening at a time in the past when another action interrupted
  8. two actions happening at the same time
  9. actions happening during a specific time or quick action in the past
  10. actions that were ongoing over a period of time in the past
  11. actions happening at a time in the past when another action interrupted
2.
  1. The sun was shining when Catherine got up.
  2. We were driving when suddenly we noticed bad weather.
  3. My parents met while they were studying in college.
  4. While you were taking it easy, I was preparing lunch for everyone.
3.
  1. She was not having a bath.
  2. We were not running down the road.
  3. The soldiers were not guarding the city.
  4. The children were not watching a movie.
  5. Sharief was not lying on the sofa.
4.
  1. Was she having a bath?
  2. Were they running down the road?
  3. Was Yuki eating a sandwich in her room?
  4. Was Hong cooking breakfast when the door bell rang?
  5. Were the girls studying for the test?
  6. Were the men going to work?
  7. Were they living in France when the war broke out?



# 11. THE PRESENT PERFECT TENSE

---

## Learning Outcomes

After completing Chapter 11, students will know how to:

- use the functions of the Present Perfect Tense.
- form the Present Perfect Tense in affirmative statements, negative statements and questions.
- apply the Present Perfect Tense in various situations.
- use appropriate time markers with the Present Perfect Tense.

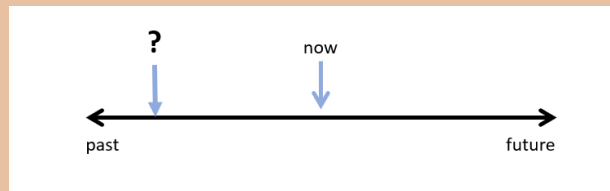
## Functions of the Present Perfect Tense

The Present Perfect Tense is used for

1. past actions that happened at an unspecific time.
2. repeated past actions at an unspecific time.
3. actions that started in the past and are continuing up until now.

Let us discuss these points in detail.

## Past actions that happened at an unspecified time:



**Present Perfect Timeline** by Virginia McHardy, licensed under CC BY-NC 4.0.

These are actions that finished, but you don't know when they happened. Some examples are:

- I have seen Niagara Falls.
- Petro has written the test.
- Sari has helped many students.
- We have eaten breakfast.

With this function, the common time markers that are used include already, yet, still, ever, and never. See the table below:

**Present Perfect Time Markers by Virginia McHardy, licensed under CC BY-NC 4.0.**

<b>Time Marker</b>	<b>Definition</b>	<b>Position</b>	<b>Used With</b>	<b>Example</b>
already	before now	<ul style="list-style-type: none"> <li>• Before the past participle</li> <li>• At the end of the sentence</li> </ul>	<ul style="list-style-type: none"> <li>• +</li> <li>• ?</li> </ul>	<p>I have already seen Niagara falls.</p> <p>Have you seen Jason already?</p>
yet	up until now	<ul style="list-style-type: none"> <li>• At the end of the sentence</li> </ul>	<ul style="list-style-type: none"> <li>• –</li> <li>• ?</li> </ul>	<p>Petro hasn't written the test yet.</p> <p>Has John finished his class yet?</p>
still	up until now	<ul style="list-style-type: none"> <li>• Before have/has</li> </ul>	<ul style="list-style-type: none"> <li>• –</li> </ul>	<p>Karen still hasn't cleaned her room.</p>
ever	at any time	<ul style="list-style-type: none"> <li>• Before the past participle</li> </ul>	<ul style="list-style-type: none"> <li>• –</li> <li>• ?</li> </ul>	<p>Stephen hasn't ever been to Paris.</p> <p>Have you ever played pickleball?</p>
never	not at any time	<ul style="list-style-type: none"> <li>• Before the past participle</li> </ul>	<ul style="list-style-type: none"> <li>• +</li> </ul> <p>*the meaning is negative</p>	<p>Lisa has never ridden a horse.</p>

## Already, Still, Yet, Ever or Never Activity

### Already, Still, Yet, Ever or Never (text version)

Which word fits best? Use already, still, yet, ever or never to fill in the blank and complete the sentence.

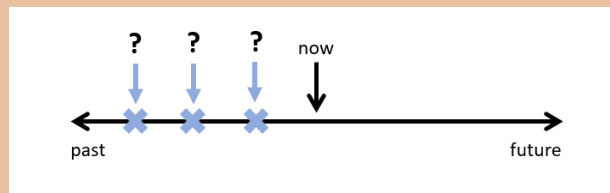
1. I \_\_\_\_\_[Blank A] haven't found what I'm looking for.
2. She hasn't done her homework \_\_\_\_\_[Blank A].
3. She has \_\_\_\_\_[Blank A] seen Niagara Falls.
4. Has Debora \_\_\_\_\_[Blank A] seen Niagara Falls?
5. Has Debora seen Niagara Falls \_\_\_\_\_[Blank A]?
6. We haven't \_\_\_\_\_[Blank A] been to New York City.
7. We \_\_\_\_\_[Blank A] haven't been to New York City.
8. Yes, Mai has \_\_\_\_\_[Blank A] seen that movie.
9. No, Mai has \_\_\_\_\_[Blank A] seen that movie.

10. Natalie hasn't \_\_\_\_\_ [Blank A] taught a class online before.

**Check your Answers in footnote<sup>1</sup>**

**Activity source:** “Already, Still, Yet, Ever or Never Activity” by Virginia McHardy, **CC BY-NC 4.0**.

### Repeated past actions at an unspecific time:

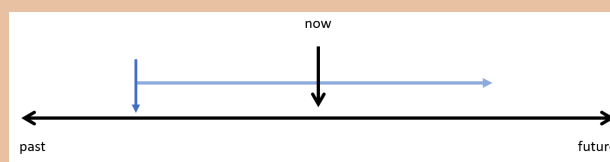


**Present Perfect Repeated Past Actions** by Virginia McHardy, licensed under CC BY-NC 4.0.

These actions happened repeatedly in the past, but we don't know when. They are finished actions. Some examples are:

- Sora has seen the movie ***Titanic*** three times.
- Gali and Tara have been to Italy several times.
- Zainab has failed her driver's test twice.

### Actions that started in the past and have continued up until now:



**Present Perfect Timeline 2** by Virginia McHardy, licensed under CC BY-NC 4.0.

These are actions that started in the past and have continued up until now and might continue into the future. With this function, common time markers used are ***since*** and ***for***.

***Since*** is used with a specific time – *since 1995, since Tuesday, since childhood*

***For*** is used with a duration of time – *for 3 years, for 2 days, for a long time*

Some examples are:

- I have lived in Barrie for 15 years.
- Mary has worked at Georgian College since 2005.
- Corrine has known me since childhood.
- Mariam has taught ESL for a long time.

## Since or For? Activity

### Since or For? Activity (Text version)

Complete the sentence by filling in the missing word using either since or for:

1. I have lived here \_\_\_\_\_[Blank A] 8 years.
2. I have lived here \_\_\_\_\_[Blank A] 2018.
3. Mariam has been a teacher \_\_\_\_\_[Blank A] she moved to Barrie.
4. Aziz has had a car \_\_\_\_\_[Blank A] a long time.
5. George has had a cold \_\_\_\_\_[Blank A] Tuesday.
6. Carol has been angry \_\_\_\_\_[Blank A] yesterday.
7. The students have known me \_\_\_\_\_[Blank A] only a short time.
8. The students have studied grammar \_\_\_\_\_[Blank A] 2 hours.

**Check your Answers in footnote<sup>2</sup>**

**Activity source:** “Since or For?” by Virginia McHardy, CC BY-NC 4.0.

## Forms

Let us now explore how the Present Perfect Tense is formed:

**Affirmative sentences: Subject + has/have + past participle**

Subject +	has/have	+ past participle
I	have	studied.
Gaelle	has	eaten.
Augusta	has	gone.
Mary and Alma	have	finished.

**Negative Sentences: Subject + has/have + not+ past participle**

Subject +	has/have+	not	+ past participle.
I	have	not (haven't)	taught.
Nebrass	has	not (hasn't)	laughed.
Adlet	has	not (hasn't)	played.
You	have	not (haven't)	arrived.
Wang and Shengbo	have	not (haven't)	decided.

**Yes/No Questions: Has/Have + subject + past participle?**

Has/Have +	subject	+ past participle?	Short Answer
Have	I	answered?	Yes, you have./No, you haven't.
Has	Stephen	failed?	Yes, he has./No, he hasn't.
Have	the teachers	slept?	Yes, they have./No, they haven't.

**Information Questions: Wh ? + has/have + subject + past participle?**

Wh ? +	has/have	+ subject	past participle?	Answer
What	has	Yumi	done?	She has cleaned the kitchen, mopped the floors and dusted.
Where	have	they	gone?	They have gone to the dentist.
Why	have	you	lied?	I have lied because I didn't want to get in trouble.

\*\*\*Do not use “**When**” with the Present Perfect Tense questions. Use it with The Simple Past

\*\*\*For a list of past participles, see Chapter 18.

## Present Perfect Form and Function Practice

Watch the video here to review the form and function of Present Perfect. Pay attention to the pop-up messages! There are some practice questions at the end.

### **Present Perfect Form and Function Review and Practice (Text Version)**

**Watch the video Present Perfect – Grammar & Verb Tenses (<https://www.youtube.com/watch?v=553eeL1Dvho>) (6 minutes)**

1:00-1:05 Notice that for actions that started in the past and continue until now, we include a period of time (used with 'for') or a start time (used with 'since').

**Activity source:** "Present Perfect Form and Function Review and Practice" by Sari Martin, licensed under CC BY-NC SA 4.0. **Video Source:** Ellii (formerly ESL Library). (2020, September 14). *Present perfect – Grammar & verb tenses* [Video]. YouTube. <https://youtu.be/553eeL1Dvho>

## Present Perfect More Practice

Present Perfect is sometimes a difficult tense to understand. This video gives some great examples comparing the Simple Past and Present Perfect to highlight the difference. Watch the video to see the difference between the two tenses. Pay attention to the pop-up messages.

### **More Present Perfect Practice Interactive Video (Text Version)**

**Watch the video Introduction to Present Perfect Tense (5 min) on YouTube (<https://youtu.be/LWubbhlr0Og>)**

1:16-1:20 Remember: The Present Perfect connects the past to the present!

1:32-1:36 Again, a time period connecting the **past to now**.

**Activity source:** “Present Perfect Form and Function” by Sari Martin, licensed under CC BY-NC SA 4.0. **Video Source:** EasyTeaching. (January 2, 2020 ) *Introduction to present perfect tense / EasyTeaching* [Video]. YouTube. <https://youtu.be/LWubbhIr0Og>

## Present Perfect Form Practice – Affirmative

### Present Perfect – Affirmative (Text Version)

Use have/has along with the past participle form of the verb given, to form sentences in present perfect tense:

Example:

The train/leave platform

The train has left the platform.

1. Mr. Roy/write a book.
2. My father/go to Shanghai.
3. I/lose my pencil box
4. Rohan/live in this house for five years.
5. we/just arrived from Vancouver.
6. Children/go to bed.
7. Mother/cook soup for lunch today.
8. Hannah/just/board the bus.
9. we/live here for ten years now.
10. the shop/open recently.

### Check your Answers <sup>3</sup>

**Activity source:** “Present Perfect – Affirmative” by Annapurna Madhuri, edited by Sari Martin, from “Simple Present, Present Continuous, and Present Perfect” In *Effective English for Teachers* by Annapurna Madhuri, licensed under CC BY-NC SA 4.0. / Title of activity changed, converted to text and minor edits.



## Present Perfect Form Practice – Negative

### Present perfect – negative (Text Version)

Rewrite the following sentences in negative form

Example: Svetta has eaten the whole pie.

Negative form: Svetta has NOT eaten the whole pie.

1. Qiping has hidden the toys in her shelf.
2. Rina and Sheila have reached the school.
3. Ms. Kim has given milk to the puppies.
4. The cat has caught the mouse.
5. Glen has finished his homework.
6. The artists have used all the colours.
7. She has lived in Jordan for 5 years.
8. I have received a parcel from my parents.

### Check your answers <sup>4</sup>

**Activity source:** “Present perfect – negative” by Annapurna Madhuri, edited by Sari Martin, from “Simple Present, Present Continuous, and Present Perfect” In *Effective English for Teachers* by Annapurna Madhuri, licensed under CC BY-NC SA 4.0. / Converted to text and minor edits.

## Present Perfect Form Practice – Interrogative

### Present perfect – interrogative (Text Version)

Rewrite the following sentences in interrogative form

Example: Svetta has eaten the whole pie.

Interrogative form: Has Svetta eaten the whole pie?

1. Qiping has hidden the toys in her shelf.
2. Rina and Sheila have reached the school.
3. Ms. Kim has given milk to the puppies.
4. The cat has caught the mouse.
5. She has lived in Jordan for 5 years.
6. The artists have used all the colours.
7. His parents have advised him to join a good school.

### Check your answers <sup>5</sup>

**Activity source:** “Present perfect – interrogative” by Annapurna Madhuri, edited by Sari Martin, from “Simple Present, Present Continuous, and Present Perfect ” In *Effective English for Teachers* by Annapurna Madhuri, licensed under CC BY-NC SA 4.0. / Converted to text and minor edits.

## Communicative Activity – “Never Have I Ever” Game

1. Prepare 2-3 statements; Think of things that you’ve never done, but which you think your classmates have.
2. The first student says one of their statements. If someone else has done it, they put up their hand to signify this and they get one point. Students keep track of the points themselves or appoint a captain to do this.
3. The next person can say their statement and you follow the same procedure, until everyone has said at least one statement. You can also continue until you’ve done two or three rounds, depending on your class size.
4. The person with the most points has had the most interesting life.

## Verb Tenses in Music

For a fun activity, listen to the following songs:

- I Still Haven't Found What I'm Looking For by U2
- In My Life by The Beatles

Can you hear the Present Perfect Tense in the lyrics?



Principal: I have had complaints from your teachers.  
What have you done?

Student: Nothing.

Principal: Exactly!

**The Present  
Perfect Tense  
Joke** by Virginia  
McHardy, licensed  
under CC BY 4.0.

## Attribution & References

Except where otherwise noted, “The Present Perfect Tense” by Sari Martin & Virginia McHardy is licensed under CC BY-NC-SA 4.0

## Notes

1. still, 2. yet, 3. already, 4. already, 5. yet, 6. ever, 7. still, 8. already, 9. never, 10. ever.
1. for, 2. since, 3. since, 4. for, 5. since, 6. since, 7. for, 8. for.
1. Mr. Roy has written a book.
  2. My father has gone to Shanghai.
  3. I have lost my pencil box.
  4. Rohan has lived in this house for five years.
  5. We have just arrived from Vancouver.
  6. Children have gone to bed.
  7. Mother has cooked soup for lunch today.

8. Hannah has just boarded the bus.
  9. We have lived here for 10 years now.
  10. The shop has opened recently.
- 4.
1. Qiping has not hidden the toys in her shelf.
  2. Rina and Sheila have not reached the school.
  3. Ms. Kim has not given milk to the puppies.
  4. The cat has not caught the mouse.
  5. Glen has not finished his homework.
  6. The artists have not used all the colours.
  7. She has not lived in Jordan for 5 years.
  8. I have received a parcel from my parents.
- 5.
1. Has Qiping hidden the toys in her shelf?
  2. Have Rina and Sheila reached the school?
  3. Has Ms. Kim given milk to the puppies?
  4. Has the cat caught the mouse?
  5. Has she lived in Jordan for 5 years?
  6. Have the artists used all the colours?
  7. Have his parents advised him to join a good school?

# 12. THE PRESENT PERFECT CONTINUOUS TENSE

---

## Learning Outcomes

After completing Chapter 12, students will know how to:

- use the functions of the Present Perfect Continuous Tense.
- form the Present Perfect Continuous Tense in affirmative statements, negative statements and questions.
- apply the Present Perfect Continuous Tense in various situations.
- distinguish between stative verbs and continuous verbs.
- use the correct spelling rules for continuous verbs.

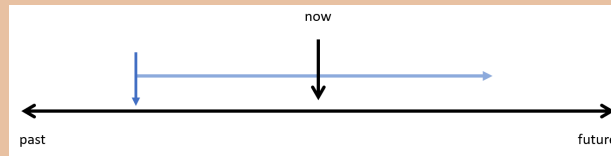
## Functions

The Present Perfect Continuous Tense is used for

1. actions that started in the past and are continuing up until now (and will probably continue into the future).
2. actions that were ongoing in the past, but just recently finished.

Let us discuss this point in detail.

## Actions that started in the past and are continuing up until now (and will probably continue into the future)



**Present Perfect Continuous Timeline** by Virginia McHardy, licensed under CC BY-NC 4.0.

These are actions that started in the past and have continued up until now and might continue into the future. With this function, common time markers used are **since** and **for**, or a **period of time that has not ended yet (this morning, all year, this week, this summer, etc.)**.

**Since** is used with a specific time – *since 1995, since Tuesday, since childhood*

**For** is used with a duration of time – *for 3 years, for 2 days, for a long time*

Some examples are:

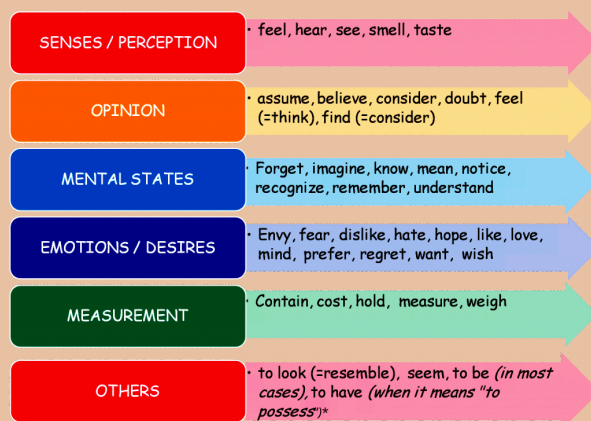
- I have been living in Barrie for 15 years.
- Mary has been working at Georgian College since 2005.
- Mariam has been teaching ESL for a long time.
- Mustafa has been coming to class on time all semester.

**\*\***This is the same function as the Present Perfect Tense, however do **not** use stative verbs in this tense. Use the Present Perfect Tense instead. Stative Verbs cannot be used in continuous tenses.

Corrine has ~~been knowing~~ me since childhood.

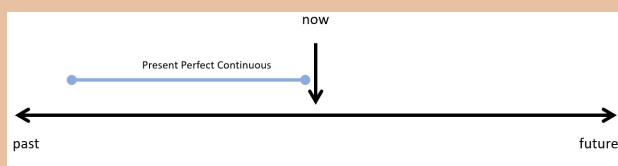
Corinne has **known** me since childhood.

As a review from Chapter 2, here are examples of stative verbs:



**“Stative Verbs”** by Annapurna Madhuri, licensed under CC BY-NC-SA 4.0.

## Actions that were ongoing in the past, but just recently finished



**Present Perfect Continuous 2 Timeline** by Virginia McHardy, licensed under CC BY-NC 4.0.

These actions were happening in the past, but were recently completed. Usually there is evidence to support that the action just finished.

Some examples are:

- Have you been smoking? I can smell it on your breath.
- My clothes are dirty because I have been painting all day.
- Celina has been washing the dishes. Look at all the water on the floor!

## Form

Let us now explore how the Present Perfect Continuous Tense is formed:

### Affirmative sentences: Subject + has/have + been + verb + ing.

Subject +	+ has/have been	+ verb + ing.
I	have been	studying.
He	has been	eating.
She	has been	watching.
They	have been	playing.

### Negative Sentences: Subject + has/have + not+ + been + verb + ing

Subject +	has/have + not	+ been	+ verb + ing.
I	have not (haven't)	been	studying.
She	has not (hasn't)	been	waiting.
Lisa	has not (hasn't)	been	teaching.
Corinne and Hannah	have not (haven't)	been	working.

### Yes/No Questions: Has/Have+ subject + been + verb + ing?

Has/Have+	subject	been + verb + ing?	Short Answer
Have	I	been helping?	Yes, you have./No, you haven't.
Has	Catherine	been teaching?	Yes, she has./No, she hasn't.
Have	the children	been working?	Yes, they have./No, they haven't.

### Information Questions: Wh ? + has/have + subject + been + verb + ing?

Wh ? +	has/have	+ subject	been + verb + ing	Answer
What	have	I	been doing?	You have been procrastinating.
Where	has	she	been studying?	She has been studying at Georgian College.
When	have	you	been going there?	I have been going there every Tuesday.



### Spelling Rules

Rule	Example
For most verbs, just add <i>-ing</i> .	play → playing help → helping think → thinking
For verbs that end in silent <i>-e</i> , drop the <i>-e</i> and add <i>-ing</i> .	make → making hope → hoping cycle → cycling
For verbs that end in the pattern CVC (consonant-vowel-consonant), double the last consonant and add <i>-ing</i> .	hit → hitting run → running get → getting
Exceptions	visit → visiting panic → panicking tie → tying

**Spelling Rules for Continuous Verbs** by Virginia McHardy, licensed under CC BY-NC 4.0.

## Present Perfect Continuous Form and Function Review

Watch this short video to review the function and form of Present Perfect Continuous. Pay attention to the contractions and their pronunciation, and don't forget to do the practice activities at the end! Remember that the **Present Perfect Continuous** is also sometimes called the **Present Perfect Progressive**.

**Watch the video Present Perfect Progressive – Grammar & Verb Tenses (5 mins) on YouTube (<https://youtu.be/iCzJN0g5NHQ>)**

## The Present Perfect vs The Present Perfect Continuous

The Present Perfect and Present Perfect Continuous are two tricky tenses to learn and use. This video compares these two tenses and when to use them. You will see examples using Present Perfect with stative verbs that are still true and including an amount of time, or with actions that have ended at some point in the past, while comparing the use of Present Perfect Continuous for action verbs (non-stative verbs) that started in the past and continued until now or just now. Watch the video carefully, take notes, and don't forget to pause and answer the questions!

### **Present Perfect vs Present Perfect Continuous (Text Version)**

**Watch the video Explained! I have LIVED v I have been LIVING // Present Perfect v Present Perfect Continuous (11 min) on YouTube (<https://youtu.be/oLDpZ8W-P8Y>)**

Pause at 2:18: Again, the present perfect connects the past to now either with time (today, this year, ever) or with actions that affect the present.

Pause at 3:05: My whole life

1. Pause at 6:50: Select all the stative verbs from the verbs below:

- |           |              |          |
|-----------|--------------|----------|
| • think   | • be         | • fall   |
| • believe | • own        | • want   |
| • taste   | • say        | • change |
| • look    | • hate       | • hope   |
| • listen  | • show       | • wish   |
| • see     | • understand | • need   |
| • watch   | • touch      | • plan   |
| • hear    | • know       |          |

## Some Stative Verbs...

Possession	Sense	Emotion	Mental State	Other
have	hear	love/like	know	weigh
own	sound	hate/dislike	believe	owe
possess	smell	adore	disagree	seem
consist	see	prefer	agree	fit
contain	taste	need	recognize	cost
–	–	desire	promise	–
–	–	wish	understand	–
–	–	value	mean	–
–	–	appreciate	–	–

2. Pause at 8:02. True or false: These two sentences mean the same thing:

1. I have lived in Amsterdam for many years.
2. I have been living in Amsterdam for many years.

3. Pause at 8:40. True or false: These two sentences mean the same thing:

1. I have lived in Halifax.
2. I have been living in Halifax.

4. Pause at 9:20. Which action has ended?

- a. I have lived in Seoul for 1 year.
- b. I have been living in Seoul for 1 year.
- c. I have lived in Seoul.

Pause at 9:24: So if we use the present perfect or the present perfect continuous with an amount of time, it means the action is still continuing. We can use 'live' and 'work' with both tenses and it means the same thing, but stative verbs must be used with present perfect only – they cannot be continuous.

### Check your Answers in footnote<sup>1</sup>

**Activity source:** "Present Perfect vs Present Perfect Continuous Interactive Video" by Sari Martin, licensed under CC BY-NC SA 4.0. **Video Source:** English with Greg. (2021, March 19). *EXPLAINED! I*

*have LIVED v I have been LIVING // Present perfect v present perfect continuous* [Video]. YouTube.  
<https://youtu.be/oLDpZ8W-P8Y>

## Present Perfect Continuous Function Practice

### Present Perfect Continuous Function Practice (Text Version)

Read each present perfect continuous sentence and guess the function. Turn the card to see the answer. The functions you can choose from are:

- Actions that started in the past and continuing until now (and may continue into the future)
  - Actions that were ongoing in the past but just recently finished (and with present evidence or effect)
1. He's been checking his email all morning.
  2. The car is all wet. It's been raining.
  3. Cassandra has been working on her research for her Masters degree and now it's finally done!
  4. There's no way I can let the dog inside the house like that! He's been rolling around in fresh mud!
  5. Tyler hasn't been studying at all this evening.
  6. Sarit has been working from home because she hasn't been feeling well.

### Check your Answers in footnote<sup>2</sup>

**Activity source:** "Present Perfect Continuous Form and Function Interactive Video" by Sari Martin, licensed under CC BY-NC SA 4.0.

## Present Perfect Continuous Form Practice – Affirmative

### Present Perfect Continuous Form Practice – Affirmative (Text Version)

Using the verb in brackets, fill in the blanks using the affirmative form of present perfect continuous. Spelling and punctuation count! You do not need to use the contraction, but if you do, give yourself a point.

1. His pants are so dirty. He \_\_\_\_\_ [Blank 1 – paint] all day.
2. Reza \_\_\_\_\_ [Blank 1 – run] around doing errands all morning.
3. Yuki \_\_\_\_\_ [Blank 1 – bake] for 3 hours. I hope she's almost done.
4. Sabrina and Junyoung \_\_\_\_\_ [Blank 1 – attend] classes regularly.
5. We \_\_\_\_\_ [Blank 1 – discuss] this problem since 9am. Let's take a break.

### Check your Answers in footnote<sup>3</sup>

**Activity source:** “Present Perfect Continuous Form Practice – Affirmative” by Sari Martin, licensed under CC BY-NC SA 4.0.

## Present Perfect Continuous Form Practice – Negative

### Present Perfect Continuous Form Practice – Negative (Text Version)

Fill in blank (marked with letters a-e) with the negative form of the tense Present Perfect Continuous. Use the verb in brackets (listed first). Spelling and punctuation count! USE THE CONTRACTION whenever possible.

1. Leah \_\_\_\_\_ [Blank 1 – come] to work lately.
2. The students \_\_\_\_\_ [Blank 1 – achieve] high scores on their tests lately.

3. My mom and dad \_\_\_\_\_ [Blank 1 – make] as much homemade food this month. They've been enjoying dining at restaurants.
4. The dog \_\_\_\_\_ [Blank 1 – play] as much as he usually does. I wonder if she's sick.
5. We \_\_\_\_\_ [Blank 1 – shop] yet this month. We've been saving our money.

**Check your Answers in footnote<sup>4</sup>**

**Activity source:** “Present Perfect Continuous Form Practice – Negative” by Sari Martin, licensed under CC BY-NC SA 4.0.

## Present Perfect Continuous Form Practice – Interrogative

### Present Perfect Continuous Form Practice – Interrogative 1 (Text version)

Put the words in order to make a question using the Present Perfect Continuous. There is one extra word you don't need. Put this extra word in the blank space at the end.

the/been/through/flowed/?/water/the/has/flowing/dam/

**Check your Answers in footnote<sup>5</sup>**

**Activity source:** “Present Perfect Continuous Form Practice – Interrogative 1” by Sari Martin, licensed under CC BY-NC SA 4.0.

### Present Perfect Continuous Form Practice – Interrogative 2 (Text version)

Put the words in order to make a question using the Present Perfect Continuous. There is one extra word you don't need. Put this extra word in the blank space at the end.

studying/has/textbooks/been/sisters/this/the/?/have/their/from/week

**Check your Answers in footnote<sup>6</sup>**

**Activity source:** “Present Perfect Continuous Form Practice – Interrogative 2” by Sari Martin, licensed under CC BY-NC SA 4.0.

## Communicative Activity – Discussion Questions

- How long have you been studying English?
- What have you been reading lately?
- Have you been watching any interesting TV shows or movies?
- What has been the most challenging thing you've been working on at school or work?
- Have you been learning any new hobbies or skills recently?
- How long have you been living in your current city?
- What have you been doing to stay healthy?
- Have you been spending more time with family or friends lately?
- What have you been doing to improve your English skills?
- Have you been experiencing any interesting weather recently?

## Verb Tenses in Music

For a fun activity, listen to the following songs:

- I've Been Waiting for a Girl Like You by Foreigner
- In View by The Tragically Hip

Can you hear the Present Perfect Continuous Tense in the lyrics?



Patient: Doctor, I have been starting to forget things.

Doctor: Oh dear, when did this start?

Patient: When did what start?

**“The Present Perfect Continuous Tense Joke”** by Virginia McHardy, licensed under CC BY 4.0.

## Attribution & References

Except where otherwise noted, “The Past Perfect Continuous Tense” by Sari Martin & Virginia McHardy is licensed under CC BY-NC-SA 4.0.

## Notes

1.
  1. believe, taste, see, hear, be, own, know, hate, understand, want, wish, need.
  2. True.
  3. False.
  4. c) I have lived in Seoul.
2.
  1. Actions that started in the past and continuing until now (and may continue into the future)
  2. Actions that were ongoing in the past but just recently finished (and with present evidence or effect)
  3. Actions that were ongoing in the past but just recently finished (and with present evidence or effect)
  4. Actions that were ongoing in the past but just recently finished (and with present evidence or effect)
  5. Actions that started in the past and continuing until now (and may continue into the future)
  6. Actions that started in the past and continuing until now (and may continue into the future)
3.
  1. He has been painting all day.
  2. Reza has been running around doing errands all morning.
  3. Yuki has been baking for 3 hours.
  4. Sabrina and Junyoung have been attending classes regularly.
  5. We have been discussing this problem since 9am.
4.
  1. Leah hasn't been coming to work lately.
  2. The students haven't been achieving high scores on their tests lately.
  3. My mom and dad haven't been making as much homemade food this month. They've been enjoying dining at restaurants.
  4. The dog hasn't been playing as much as he usually does. I wonder if she's sick.
  5. We haven't been shopping yet this month. We've been saving our money.
5. Has the water been flowing through the dam? flowed
6. Have the sisters been studying from their textbooks this week? has



# 13. THE PAST PERFECT TENSE

---

## Learning Outcomes

After completing Chapter 13, students will know how to:

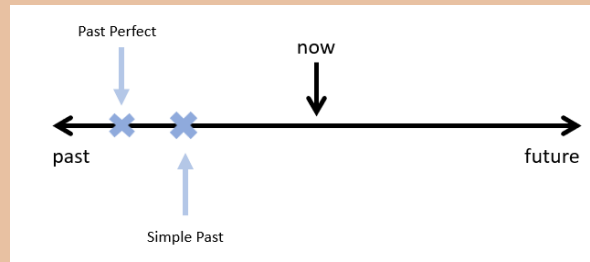
- use the functions of the Past Perfect Tense.
- form the Past Perfect Tense in affirmative statements, negative statements and questions.
- apply the Past Perfect Tense in various situations.
- use appropriate time markers with the Present Perfect Tense and the Simple Past.

## Functions of the Past Perfect Tense

The Past Perfect Tense is used for actions that finished before another past action.

Let us discuss this in detail.

The Past Perfect is usually used together with the Simple Past Tense. We use the Past Perfect Tense to describe the first action that happens. The Simple Past Tense is used for the second past action. Notice the timeline below:



**Past Perfect Timeline** by Virginia McHardy, licensed under CC BY-NC 4.0.

Some examples are:

- I **had visited** my mother before I went for lunch.
- Adlet **had** already **finished** breakfast when his friends invited him out to eat.
- Alma **had taught** 3 classes by the time she got home.

Common Time Markers used with The Past Perfect Tense and the Simple Past:

- when
- by the time
- before

#### The Past Perfect + (time marker) + The Simple Past

I had played 3 games of tennis **before** my mom picked me up.  
 The students had finished their presentations **when** the bell rang.  
 Laurentine had given her baby a bath **by the time** her husband got home.

#### (Time Marker) + The Simple Past + , + The Past Perfect

**Before** my mom picked me up, I had played 3 games of tennis.  
**When** the bell rang, the students had finished their presentations.  
**By the time** Laurentine's husband got home, she had given her baby a bath.

\*\*With this function, we can also use similar time markers used with the Present Perfect Tense (see Chapter 9 ) such as **already, yet, still, ever, and never.**

Examples:

Derek had **already** interviewed for 6 jobs before he was hired.

Yumiko hadn't finished her dinner **yet** by the time her friends called on her.

Daniel had **never** seen snow when he arrived in Canada.

Had you **ever** done a presentation in English before this class?

## Forms

Let us now explore how the Past Perfect Tense is formed:

### Affirmative sentences: Subject + had + past participle

Subject +	+ had	+ past participle
I	had	studied...
Gaelle	had	eaten...
Augusta	had	had...
Mary and Alma	had	finished...

### Negative Sentences: Subject + had + not+ past participle

Subject +	had+	not	+ past participle.
I	had	not (hadn't)	taught...
Nebrass	had	not (hadn't)	laughed...
Adlet	had	not (hadn't)	played...
You and Simon	had	not (hadn't)	gone...

**Yes/No Questions: Had + subject + past participle?**

<b>Had+</b>	<b>subject</b>	<b>+ past participle?</b>	<b>Short Answer</b>
Had	she	answered...?	Yes, she had./No, she hadn't.
Had	Stephen	failed?	Yes, he had./No, he hadn't.
Had	the teachers	slept?	Yes, they had./No, they hadn't.

**Information Questions: Wh ? + had + subject + past participle?**

<b>Wh ? +</b>	<b>had</b>	<b>+ subject</b>	<b>past participle?</b>	<b>Answer</b>
What	had	Yumi	done?	She had cleaned the kitchen, mopped the floors before lunchtime.
Where	had	they	gone?	They had gone to the dentist.
Why	had	you	lied?	I had lied when I saw you because I didn't want to get in trouble.

**\*\*\*When the main verb is “have”, you will see the past participle “had” the same as the auxiliary verb. For example: I had had breakfast before I went to work.**

**\*\*\*See Chapter 13 for common past participles.**

## Past Perfect Example Conversation and Practice

Watch this cute cartoon that tells a story using a lot of past perfect. Remember to answer the questions that appear!

### Past Perfect Example Conversation and Practice (Text Version)

Watch **Past Perfect Tense (7 mins) on YouTube** (<https://youtu.be/-TrE6VdtgLE>) and stop the video to answer the following questions

1. Pause at 0:33: Which action happened first – brushed teeth or used mouthwash?

2. Pause at 0:55: Which action happened first – used mouthwash or realized?
3. Pause at 1:36: Which action happened first – meant to get it from the washer or mom put it in the dryer?
4. Pause at 1:45: Which action happened first? – took it out of the dryer or it shrunk?
5. Pause at 3:58: Which action happened first? – saw her or the waiting?

**Check your Answers in footnote<sup>1</sup>**

**Activity source:** “Past Perfect Conversation Example and Practice Interactive Video” by Sari Martin, licensed under CC BY-NC SA 4.0. **Video Source:** Easy English. (2020, March 25). *Past perfect tense* [Video]. YouTube. <https://youtu.be/-TrE6VdtgLE>

## Past Perfect Form Practice – Affirmative

### Past Perfect Form Practice – Affirmative (Text Version)

Fill in the blanks (marked with letters a-) with past perfect OR simple past form of verbs given in the bracket after the letter. Take a hint from the signal words to use the appropriate form of verb tense.

1. Diego \_\_\_\_\_ [Blank 1 – type] (type) all the letters *before* his boss \_\_\_\_\_ [Blank 2 – come] back.
2. *By the time* Aminah \_\_\_\_\_ [Blank 1 – reach] home, her kids \_\_\_\_\_ [Blank 2 – go] to play.
3. The students \_\_\_\_\_ [Blank 1 – complete] (complete) their assignment *before* they \_\_\_\_\_ [Blank 2 – submit] it.
4. Tiago \_\_\_\_\_ [Blank 1 – finish] the housework when his wife \_\_\_\_\_ [Blank 2 – arrive] home.
5. The fire \_\_\_\_\_ [Blank 1 – start; already] when the residents \_\_\_\_\_ [Blank 2 – call] the

fire department.

6. *When* the bell \_\_\_\_\_ [Blank 1 – ring] (ring), I \_\_\_\_\_ [Blank 1 – finish] my paper.

**Check your Answers in footnote<sup>2</sup>**

**Activity source:** “Past Perfect – Signal Words” by Annapurna Madhuri, “Simple past, Past continuous & Past perfect” In *Effective English for Teachers* by Annapurna Madhuri, edited by Sari Martin licensed under CC BY-NC SA 4.0. / Converted to Text and some examples edited and added.

## Past Perfect Form Practice – Negative

### Past Perfect Form Practice – Negative (Text Version)

Change the following sentences into negative form. Use the contraction when possible.

Example:

Amir had finished his assignment before 8.00 PM.

Amir **hadn't** finished his assignment before 8:00 PM.

1. I had eaten at that restaurant before last night.
2. I had cleaned up the mess when my parents came.
3. Adam had informed us about the project.
4. Tatiana had applied for another job before quitting.
5. I had visited that yoga center before.

**Check your Answers in footnote<sup>3</sup>**

**Activity source:** “Past Perfect Negative” by Annapurna Madhuri, from “Simple past, Past continuous & Past perfect” In *Effective English for Teachers* by Annapurna Madhuri, edited by Sari Martin, licensed under CC BY-NC SA 4.0. / Converted to Text and some examples edited and added.

## Past Perfect Form Practice – Interrogative

### Past Perfect Form Practice – Interrogative (Text Version)

Rewrite the sentence in the interrogative (question) form. Spelling and punctuation count!

#### Example:

Hans hadn't seen that famous movie before last night.

**Answer:** Had Hans seen that famous movie before last night?

1. Anna and Max had travelled to Japan and Vietnam before returning home.
2. Fatimah had locked her keys in her car.
3. Despite going to the same school, Sasha and Louise had never met before.
4. Kwandung had lent Haoyi a lot of money before he spent it.
5. Stella had thrown out the store-bought meal before she finished it.

#### Check your Answers in footnote<sup>4</sup>

**Activity source:** “Past Perfect Form Practice – Interrogative” by Sari Martin, licensed under CC BY-NC SA 4.0.

### Communicative activity – Discussion Questions:

- What had you done before you decided to study English seriously?
- Had you ever heard about our school/program before you joined it?
- What had you planned to do last weekend, but couldn't? Why?
- Had you ever thought about living in another country before you moved here?
- What had you hoped to learn by this point in your English studies?
- What had you done before you went to bed last night?
- Had you ever met someone famous before this year?
- What had you expected your first day in this class to be like?

- Had anything interesting happened before you arrived here today?
- What had changed in your life before the pandemic started?

## Verb Tenses in Music

For a fun activity, listen to the following songs:

- Cool Million by L-Pop
- Somebody that I Used to Know by Goyte

Can you hear the Past Perfect Tense in the lyrics?



What did the football coach say after he had broken the vending machine?

*Give me my quarterback!*

**“The Past Perfect Tense Joke”** by Virginia McHardy, licensed under CC BY 4.0.

## Attribution & References

Except where otherwise noted, “The Past Perfect Tense” by Sari Martin & Virginia McHardy is licensed under CC BY-NC-SA 4.0.

## Notes

1. brushed teeth
2. used mouthwash
3. mom put it in the dryer
4. the shirt shrunk
5. the waiting



2.
  1. Diego had typed all the letters before his boss came back.
  2. By the time Aminah reached home, her kids had gone to play.
  3. The students had completed their assignments before they submitted it.
  4. Tiago had finished the housework when his wife arrived home.
  5. The fire had already started when the residents called the fire department.
  6. When the bell rang, I had finished my paper.
3.
  1. I hadn't eaten at that restaurant before last night.
  2. I hadn't cleaned up the mess when my parents came.
  3. Adam hadn't informed us about the project.
  4. Tatiana hadn't applied for another job before quitting.
  5. I hadn't visited that yoga center before.
4.
  1. Had Anna and Max travelled to Japan and Vietnam before returning home?
  2. Had Fatimah locked her keys in her car?
  3. Had Sasha and Louise met before despite going to the same school?
  4. Had Kwandung lent Haoyi a lot of money before he spent it?
  5. Had Stella thrown out the store-bought meal before she finished it?

# 14. THE PAST PERFECT CONTINUOUS TENSE

---

## Learning Outcomes

After completing Chapter 14, students will know how to:

- use the functions of the Past Perfect Continuous Tense.
- form the Past Perfect Continuous Tense in affirmative statements, negative statements and questions.
- apply the Past Perfect Continuous Tense in various situations.
- use the Past Perfect Continuous Tense with the Simple Past and appropriate time markers.
- distinguish between stative verbs and continuous verbs.
- use the correct spelling rules for continuous verbs.

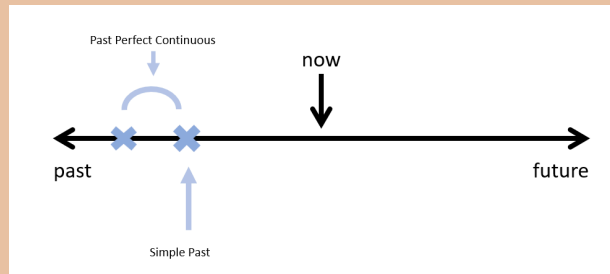
## Functions of the Past Perfect Tense

The Past Perfect Continuous Tense is used for actions that were ongoing up until another past action happened.

Let us discuss this point in detail.

The Past Perfect Continuous is usually used together with the Simple Past Tense. We use the Past

Perfect Continuous Tense to describe an action that was ongoing until another action happened. The Simple Past Tense is used for the second past action. Notice the timeline below:



**“Past Perfect Continuous Timeline”** by Virginia McHardy, licensed under CC BY-NC 4.0.

Common Time Markers used with The Past Perfect Continuous Tense and the Simple Past (see Chapter 11):

- when
- by the time
- before
- \*\*\***since** and **for** are also used to show the length of the first action

Some examples are:

- I **had been painting** **for** three hours **by the time** the paint ran out.
- Carolina **had been doing** her homework **since** 4pm **when** the power went out.
- Hannah **had been making** dinner **before** her kids got home.

\*\*Just as a reminder, Stative Verbs cannot be used in continuous tenses.

Donna ~~had been knowing~~ me since childhood when we stopped talking to each other.

Donna had **known** me since childhood when we stopped talking to each other.

As a review from Chapter 2, here are examples of stative verbs:



**“Stative Verbs”** by Annapurna Madhuri, licensed under CC BY-NC-SA 4.0.

## Forms of The Past Perfect Continuous Tense

Let us now explore how the Past Perfect Continuous Tense is formed:

**Affirmative sentences: Subject + had + been + verb + ing.**

Subject +	+ had been	+ verb + ing.
I	had been	studying.
He	had been	eating.
She	had been	watching.
They	had been	playing.

**Negative Sentences: Subject + had + not + been + verb + ing**

Subject +	had+ not	+ been	+ verb + ing.
I	had not *	been	studying.
She	had not	been	waiting.
Lisa	had not	been	teaching.
Corinne and Hannah	had not	been	working.
*had not = hadn't			

**Yes/No Questions: Had+ subject + been + verb + ing?**

Had+	subject	been + verb + ing?	Short Answer
Had	I	been helping?	Yes, you had./No, you hadn't.
Had	Catherine	been teaching?	Yes, she had./No, she hadn't.
Had	the children	been working?	Yes, they had./No, they hadn't.

**Information Questions: Wh- + had+ subject +been + verb + ing?**

Wh ? +	had	+ subject	been + verb + ing	Answer
What	had	I	been doing?	You had been procrastinating by the time our mother got home.
Where	had	she	been studying?	She had been studying at Georgian College when she got a job.
Why	had	you	been going there?	I had been going there before classes to get help with grammar.

**Spelling Rules**

Rule	Example
For most verbs, just add <b>-ing</b> .	play → playing help → helping think → thinking
For verbs that end in silent <b>-e</b> , drop the <b>-e</b> and add <b>-ing</b> .	make → making hope → hoping cycle → cycling
For verbs that end in the pattern CVC (consonant-vowel-consonant), double the last consonant and add <b>-ing</b> .	hit → hitting run → running get → getting
Exceptions	visit → visiting panic → panicking tie → tying

**“Spelling Rules for Continuous Verbs”** by Virginia McHardy, licensed under CC BY-NC 4.0.

## Past Perfect Continuous – Some Uses and Comparisons

Past Perfect Continuous can be a tricky tense to understand, especially because English has so many past tenses that seem similar. In this video, the speaker, Greg, makes comparisons between the Past Perfect Continuous, the Past Perfect, and the Past Continuous and some of their differences. Take notes if you need to and don't forget to pause to answer the pop-up questions!

### Past Perfect Continuous – Some Uses and Comparisons (Text Version)

Watch **EXPLAINED! Past Continuous and Past Perfect Continuous Tenses (8 mins)** on YouTube (<https://youtu.be/N2aXMCv1-WM>) & pause to answer the questions.

1. Pause at 3:27: Clarification: The rain didn't stop falling from the sky when I left the house. It continued. Past Continuous shows two closely connected actions: (one long, continuous one) and one short one that ends the continuous one, or happens during the ongoing action.
2. Pause at 3:54: Past Perfect Continuous IS NOT closely related to the second action. They do not connect, crossover, or happen at the same time (but only when there's no time clause/ time marker)
3. Pause at 5:21: Remember: an amount of time, like 2 hours, is a completed amount, which is why we use the Past Perfect Continuous when followed by a short action.
4. Pause at 6:33: Is the following statement correct? I was eating my dinner for 1 hour when I choked on broccoli.
5. Pause at 7:12: Which action was **NOT** completed when the phone rang?
  - a. I was studying all night last night when the phone rang.
  - b. I had been studying for 4 hours last night when the phone rang.
  - c. I had studied all night last night when the phone rang.
  - d. I had been studying all night last night when the phone rang.
6. Pause at 7:19: Which action happened closer in time to the second action "before we watched a movie"?
  - a. We had been painting the walls before we watched a movie.
  - b. We had painted the walls yesterday before we watched a movie.
  - c. We had been painting the walls for 2 hours before we watched a movie.

## Check your Answers in footnote<sup>1</sup>

**Activity source:** “Past Perfect Continuous – Some Uses Interactive Video” by Sari Martin, licensed under CC BY-NC SA 4.0. **Video Source:** English with Greg. (2020, September 25). *Explained! Past continuous and past perfect continuous tenses* [Video]. YouTube. <https://youtu.be/N2aXMCv1-WM>

## Past Perfect Continuous – A Sample Conversation

Watch the dramatic cartoon conversation **We’d been hoping for a romantic trip – Past perfect continuous (7 mins) on YouTube** (<https://youtu.be/qvIZ204JorM>), and especially focus on the Past Perfect Continuous examples!

## Past Perfect Continuous Form Practice – Affirmative

### Past Perfect Continuous Form Practice – Affirmative (Text Version)

Fill in the missing words (marked with the letters a-f) using affirmative past perfect continuous and the verb in brackets (listed first). Spelling and punctuation count!

1. I \_\_\_\_\_ [Blank 1 – work] all day so I didn’t want to go out.
2. Ayo \_\_\_\_\_ [Blank 1 – sleep] for 10 hours when I woke him up.
3. Dimitri and Athena \_\_\_\_\_ [Blank 1 – live] in Beijing for 3 years when he lost his job.
4. We felt a bit ill because we \_\_\_\_\_ [Blank 1 – eat] all day.

5. It \_\_\_\_\_ [Blank 1 – rain] as the road was covered in water.
6. It \_\_\_\_\_ [Blank 1 – snow] for 3 days.

**Check your Answers in footnote<sup>2</sup>**

**Activity source:** “Past Perfect Continuous Form Practice – Affirmative”, by Sari Martin, licensed under CC BY-NC SA 4.0.

## Past Perfect Continuous Form Practice – Negative

### Past Perfect Continuous Form Practice – Negative (Text Version)

Fill in the missing words (marked with the letters a-e) using the negative form of Past Perfect Continuous and the verb in brackets (listed first). Use the contraction when possible. Spelling and punctuation count!

1. I \_\_\_\_\_ [Blank 1 – work] there long when Minh quit.
2. Even though JinAe \_\_\_\_\_ [Blank 1 – do] anything, she was still too tired to go out.
3. Hussein was in trouble with the teacher because he \_\_\_\_\_ [Blank 1 – go] to classes.
4. Rania \_\_\_\_\_ [Blank 1 – sleep] long when there was a knock at the door.
5. Ravi didn't feel healthy because he \_\_\_\_\_ [Blank 1 – go] to the gym.

**Check your Answers in footnote<sup>3</sup>**

**Activity source:** “Past Perfect Continuous Form Practice – Negative” by Sari Martin, licensed under CC BY-NC SA 4.0.



## Past Perfect Continuous Form Practice – Interrogative

### Past Perfect Continuous Form Practice – Interrogative (Text Version)

Fill in the missing words (marked with letters a-e) by forming the interrogative form of Past Perfect Continuous using the verb and subject in brackets (listed first). Spelling and punctuation count!

1. When you got sick, \_\_\_\_\_ [Blank 1 – you/eat] enough?
2. There was water everywhere inside. What \_\_\_\_\_ [Blank 1 – the children/do] ?
3. \_\_\_\_\_ [Blank 1 – it/rain] when you left the restaurant?
4. How long \_\_\_\_\_ [Blank 1 – Julia/live] in Brazil when she found that job?
5. How long \_\_\_\_\_ [Blank 1 – we/wait] when the bus finally arrived?

**Check your Answers in footnote<sup>4</sup>**

**Activity source:** “Past Perfect Continuous Form Practice – Interrogative” by Sari Martin, licensed under CC BY-NC SA 4.0.

### Communicative Activity – “Alibi Game” – Past Perfect Continuous Edition

1. **Set the scene:** A crime (like a cookie theft!) happened at 8:00 PM last night.
2. **Assign roles:** Choose one student to be the “detective” and others to be “suspects.” The suspects are innocent and must come up with an alibi for what they *had been doing* before 8:00 PM.
3. **Alibi preparation:** In small groups (or individually), the suspects decide on a believable story. For example:
  - “I had been studying at the library from 6:00 to 8:00 PM.”

- “I had been chatting with a friend online for an hour before the crime.”
4. **The detective questions them:** The detective asks each suspect what they had been doing before 8:00 PM. The suspects must answer using the Past Perfect Continuous. If the detective notices inconsistencies, they can accuse a suspect.
  5. **Wrap-up:** The class votes on who they think is the most suspicious or best alibi.

## Verb Tenses in Music

For a fun activity, listen to the following song:

- I’ll Never Forget You by Birdy

Can you hear the Past Perfect Continuous Tense in the lyrics?



A teenage girl hadn’t been talking on the phone for about 30 minutes when she hung up.

“Wow!” said her father, “That was really short. You usually talk for 2 hours.”

“Wrong number,” she replied.

**“The Past Perfect Continuous Tense Joke”** by Virginia McHardy, licensed under CC BY 4.0.

## Attribution & References

Except where otherwise noted, “The Past Perfect Continuous Tense” by Sari Martin & Virginia McHardy is licensed under CC BY-NC-SA 4.0.

## Notes

1.
  4. False. "One hour" is a COMPLETED amount of time, so we cannot use Past Continuous. Past Continuous actions are not completed actions when followed by Simple Past. Only Past Perfect Continuous are completed actions followed by Simple Past.
  5. (a) I was studying all night last night when the phone rang.
  6. (c) We had been painting the walls for 2 hours before we watched a movie.
2.
  1. I had been working all day so I didn't want to go out.
  2. Ayo had been sleeping for 10 hours when I woke him up.
  3. Dimitri and Athena had been living in Beijing for 3 years when he lost his job.
  4. We felt a bit ill because we had been eating all day.
  5. It had been raining as the road was covered in water.
  6. It had been snowing for 3 days.
3.
  1. I hadn't been working there long when Minh quit.
  2. Even though JinAe hadn't been doing anything, she was still too tired to go out.
  3. Hussein was in trouble with the teacher because he hadn't been going to class.
  4. Rania hadn't been sleeping long when there was a knock at the door.
  5. Ravi didn't feel healthy because he hadn't been going to the gym.
4.
  1. When you got sick, had you been eating enough?
  2. There was water everywhere inside. What had the children been doing?
  3. Had it been raining when you left the restaurant?
  4. How long had Julia been living in Brazil when she found that job?
  5. How long had we been waiting when the bus finally arrived?

# 15. REVIEW OF PAST TENSES

---

## Review of Past Tenses

**Watch Grammar Test- Past Tenses: Simple, Continuous, Perfect**  
(<https://www.youtube.com/watch?v=KJZHlVji7s>)

## Exercise 1 – Simple Past or Past Continuous?

Decide whether to use the **Simple Past** or the **Past Continuous** tense to fill in the correct verb form. The verb is given in parenthesis.

### Exercise 1 – Text version

1. Catherine \_\_\_\_\_[Blank A – teach] English in Dubai 10 years ago.
2. Celina \_\_\_\_\_[Blank A – help] students while Amanda \_\_\_\_\_[Blank B -fix] the computer in the lab during the class.
3. \_\_\_\_\_[Blank A] you \_\_\_\_\_[Blank B – talk] on the phone at 7:00pm last night? I \_\_\_\_\_[Blank C -try] to call you.
4. In 2021 all classes \_\_\_\_\_[Blank A -be] conducted online.
5. I \_\_\_\_\_[Blank A -fall] asleep early last night.
6. In 1992 Virginia \_\_\_\_\_[Blank A – live] in Japan, but she \_\_\_\_\_[Blank B -not/know] how to speak Japanese.
7. When the doorbell \_\_\_\_\_[Blank A -ring], the family \_\_\_\_\_[Blank B -sit] down for dinner.

8. Stephen \_\_\_\_\_[Blank A -not/like] his schedule last semester.
9. The library \_\_\_\_\_[Blank A -be] closed because the ceiling \_\_\_\_\_[Blank B – leak] from the torrential rains.
10. \_\_\_\_\_[Blank A] you \_\_\_\_\_[Blank B -understand] yesterday's lesson?
11. The students \_\_\_\_\_[Blank A -not/use] their phones for 2 hours during the test.
12. The Dean \_\_\_\_\_[Blank A -decide] to hire 5 new instructors for the program.

**Check your answer in footnote<sup>1</sup>**

**Source:** Exercise 1 by Virginia McHardy is licensed under CC BY-NC-SA 4.0.

## Exercise 2 – Simple Past or Present Perfect?

Decide whether to use the **Simple Past** or the **Present Perfect** tense to fill in the correct verb form. The verb is given in parenthesis.

### Exercise 2 (Text version)

1. Lisa \_\_\_\_\_[Blank A – work] at Conestoga College in 2010 before transferring to Georgian College.
2. Sari \_\_\_\_\_[Blank A – teach] English at Georgian since 2011.
3. Ali \_\_\_\_\_[Blank A – not/submit] his project last week, so he \_\_\_\_\_[Blank B – lose].
4. Alma \_\_\_\_\_[Blank A – give] 3 assignments this week.
5. Natali \_\_\_\_\_[Blank A – join] the Conversation Circles in her second semester.
6. I \_\_\_\_\_[Blank A – never/see] the library this crowded before!
7. We \_\_\_\_\_[Blank A – have] our orientation session yesterday in room M234.
8. They \_\_\_\_\_[Blank A – not/choose] their elective course yet.
9. The class \_\_\_\_\_[Blank A – visit] the Orillia campus last Friday.
10. Olena and Simon \_\_\_\_\_[Blank A – already/meet] with their program coordinator about next term.

**Check your answer in footnote<sup>2</sup>**

**Source:** Exercise 2 by Virginia McHardy is licensed under CC BY-NC-SA 4.0.

## Exercise 3 – Present Perfect or Present Perfect Continuous?

Decide whether to use the **Present Perfect** or the **Present Perfect Continuous** tense to fill in the correct verb form. The verb is given in parenthesis.

### Exercise 3 (Text version)

1. Christine \_\_\_\_\_ [Blank A – teach] at Georgian College for 3 semesters.
2. Amanda \_\_\_\_\_ [Blank A – be] interested in Virtual Reality since we got the new headsets.
3. Tamara \_\_\_\_\_ [Blank A – work] with the students on their group presentations all morning.
4. I \_\_\_\_\_ [Blank A – not/see] Jen in the library this week. \_\_\_\_\_ [Blank B] she \_\_\_\_\_ [Blank C – be] absent?
5. How long \_\_\_\_\_ [Blank A] you \_\_\_\_\_ [Blank A – know] your academic advisor?
6. How long \_\_\_\_\_ [Blank A] she \_\_\_\_\_ [Blank B – work] here?
7. I \_\_\_\_\_ [Blank A – notice] that the students are very tired today.
8. Ivan \_\_\_\_\_ [Blank A – not/respond] to my email yet.
9. \_\_\_\_\_ [Blank A] you \_\_\_\_\_ [Blank B – wait] long for the bus?
10. Peter \_\_\_\_\_ [Blank A – never/be] late for class.

**Check your answer in footnote<sup>3</sup>**

**Source:** Exercise 3 by Virginia McHardy is licensed under CC BY-NC-SA 4.0.

## Exercise 4 – Review of All Past Tenses

### Exercise 4 (Text version)

#### Verb tenses:

- |                     |                     |                   |
|---------------------|---------------------|-------------------|
| • studied           | • started           | • has studied     |
| • had been studying | • have been living  | • went            |
| • took              | • has been studying | • had been living |
| • was studying      | • have lived        | • were living     |
| • bought            | • had lived         |                   |
| • reopened          | • lived             |                   |

#### Sentences to complete:

1. She \_\_\_\_\_ [Blank A] English in England from 2022 to 2024.
2. She \_\_\_\_\_ [Blank A] French for 3 years.
3. She \_\_\_\_\_ [Blank A] for hours before she finally \_\_\_\_\_ [Blank B] a break.
4. She \_\_\_\_\_ [Blank A] when the power \_\_\_\_\_ [Blank B] out.
5. She \_\_\_\_\_ [Blank A] the material before the class \_\_\_\_\_ [Blank B].
6. She looks so tired! – That's because she \_\_\_\_\_ [Blank A] for the past 4 hours online.
7. They \_\_\_\_\_ [Blank A] in 5 different countries.
8. They \_\_\_\_\_ [Blank A] in Italy before moving to Spain.
9. They \_\_\_\_\_ [Blank A] in Paris in 1992.
10. They \_\_\_\_\_ [Blank A] in a small apartment before they \_\_\_\_\_ [Blank B] a house.
11. They \_\_\_\_\_ [Blank A] in Paris when the museum \_\_\_\_\_ [Blank B].
12. They \_\_\_\_\_ [Blank A] in Toronto since 2019.

**Check your answer in footnote<sup>4</sup>**

**Source:** Exercise 4 by Virginia McHardy is licensed under CC BY-NC-SA 4.0.

## Exercise 5

### Exercise 5 (Text version)

Select the correct answer to complete the sentences.

1. When I \_\_\_\_\_ [Blank A] at the classroom, the students \_\_\_\_\_ [Blank B]
  - a. had arrived/already left
  - b. arrived/had already left
  - c. arrived/already left
  - d. had arrived/had already left
2. While we \_\_\_\_\_ [Blank A] the project, the fire alarm suddenly \_\_\_\_\_ [Blank B] off.
  - a. were discussing/went
  - b. had been discussing/was going
  - c. discussed/went
  - d. were discussing/had gone
3. I \_\_\_\_\_ [Blank A] this room a bright green last month, but now I \_\_\_\_\_ [Blank B] it.
  - a. have painted/don't like
  - b. had painted/don't like
  - c. painted/don't like
  - d. painted/didn't like
4. Pedro \_\_\_\_\_ [Blank A] on his test when he \_\_\_\_\_ [Blank B] the teacher looking at him.
  - a. cheated/was noticing
  - b. was cheating/was noticing
  - c. had cheated/noticed
  - d. was cheating/noticed
5. Francisco \_\_\_\_\_ [Blank A] the same car for 20 years.
  - a. owned
  - b. has been owning



- c. have owned
  - d. has owned
6. We \_\_\_\_\_ [Blank A] dinner while my grandmother \_\_\_\_\_ [Blank B] in the kitchen
- a. were eating/was cooking
  - b. was eating/were cooking
  - c. ate/cooked
  - d. had eaten/cooked
7. Why are you so dirty? What \_\_\_\_\_ [Blank A]?
- a. have you done
  - b. did you do
  - c. have you been doing
  - d. had you been doing
8. Last week \_\_\_\_\_ [Blank A] such a bad week! I \_\_\_\_\_ [Blank B] fired from my job.
- a. were/got
  - b. was/was getting
  - c. had been/got
  - d. was/got
9. We \_\_\_\_\_ [Blank A] never \_\_\_\_\_ [Blank B] snow before we \_\_\_\_\_ [Blank C] to Canada.
- a. have...seen/moved
  - b. had...seen/moved
  - c. were...seeing/had moved
  - d. 0...saw/were moving
10. I \_\_\_\_\_ [Blank A] a headache since I \_\_\_\_\_ [Blank B] up this morning.
- a. had/woke
  - b. have been having/woke
  - c. have had/woke
  - d. have had/had woken

**Check your answers in footnote<sup>5</sup>**

**Source:** Exercise 5 by Virginia McHardy is licensed under CC BY-NC-SA 4.0.

## Attribution & References

Except where otherwise noted, “Review of Past Tenses” by Virginia McHardy is licensed under CC BY-NC-SA 4.0.

## Notes

1. 1. taught, 2. a) was helping, b) was fixing, 3. a) Were, b) talking, c) was trying/trying, 4. were, 5. fell, 6. a) was living/lived, b) didn't know, 7. a) rang, b) was sitting, 8. didn't like/did not like, 9. a) was, b) was leaking, 10. a) Did, b) understand, 11. weren't using/were not using, 12. decided.
2. 1. worked, 2. has taught, 3. a) didn't submit/did not submit, b) lost, 4. has given, 5. joined, 6. have never seen, 7. had, 8. have not chosen/haven't chosen, 9. visited, 10. have already met.
3. 1. has taught/has been teaching, 2. has been, 3. has been working, 4. a) haven't seen/have not seen, b) has, c) been, 5. a) have, b) known, 6. a) has, b) work, 7. have noticed, 8. hasn't responded/has not responded, 9. a) have, b) been waiting, 10. has never been.
4. 1. studied, 2. has studied, 3. had been studying, 4. a) was studying, b) started, 5. a) had studied, b) started, 6. has been studying, 7. have lived, 8. had lived, 9. lived, 10. a) had been living, b) bought, 11. a) were living, b) reopened, 12. have been living.
5. 1. b, 2. a, 3. c, 4. d, 5. d, 6. a, 7. c, 8. d, 9. b, 10. c

# 16. THE FIRST CONDITIONAL

---

## Learning Outcomes

After completing chapter 15, students will know how to:

- use the function of the First Conditional.
- form the First Conditional.
- apply the First Conditional.

## Function of the First Conditional

The First Conditional is used to show the future consequence for real, possible or likely situations.

Some example sentences are:

- If it rains, I will take an umbrella.
- If Hazza doesn't show up to class, the teacher will write him an email.
- The EAP students at Georgian College are going to be happy if the weather is good for their field trip.
- Alma won't give a test if the students do well on their assignment.

## Form of the First Conditional

It doesn't matter when we switch the clauses; the meaning will still stay the same. However, let us explore how the First Conditional is formed:

### 1st Conditional – If Clause, Main Clause by Virginia McHardy, licensed under CC BY-NC-SA 4.0

<b>"If Clause", (Simple Present Tense)</b>	<b>+</b> <b>,</b>	<b>Main Clause (Simple Future or Be Going To)</b>
If Corinne helps us	,	we will buy her a box of chocolates.
If it doesn't rain	,	the party is going to be outside.
If Hazza doesn't do his homework	,	he won't improve his English.
If you don't wash the dishes	,	your mother is going to get angry.

### 1st Conditional – Main Clause + if Clause by Virginia McHardy, licensed under CC BY-NC-SA 4.0

<b>Main Clause + (Simple Future or Be Going to)</b>	<b>"if" Clause (Simple Present Tense)</b>
We will buy Corinne a box of chocolates	if she helps us.
The party is going to be outside	if it doesn't rain.
Hazza won't improve his English	if he doesn't do his homework.
Your mother is going to get angry	if you don't wash the dishes.

### Some Tips:

- A comma is used after the "if" clause when it starts the sentence. There is no comma when the main clause is at the beginning.
- The condition is in the "if" clause and the possible/likely outcome is in the main clause.
- The negative form can be used in either of the clauses, or both of them, as long as the meaning makes sense.
- The Present Continuous Tense can also be used in the main clause if it is used as a future function.

Watch the short video below to review and practice the first conditional.

**Watch First conditional – Grammar & Verb tenses (5 mins.)** (<https://www.youtube.com/watch?v=s59ygVYxpag>)

## First Conditional Verb Practice

### First Conditional Verb Practice (Text version)

Fill in the missing word in the blanks:

1. If it \_\_\_\_\_[Blank a – rain] tomorrow, I \_\_\_\_\_[Blank b – take] an umbrella.
2. John \_\_\_\_\_[Blank c – see] a movie if he \_\_\_\_\_[Blank d – have] time.
3. Celina \_\_\_\_\_[Blank e – give/not] us a test if we \_\_\_\_\_[Blank f – do] well on the assignment.
4. If Georgian College \_\_\_\_\_[Blank g – close] early because of the snow storm, we \_\_\_\_\_[Blank h – need] to find a way home.
5. Sari \_\_\_\_\_[Blank i – go] to Thailand if the committee \_\_\_\_\_[Blank j – approve] her proposal.
6. If Stephen \_\_\_\_\_[Blank l – lose] his phone again, he \_\_\_\_\_[Blank m – buy] a cheaper one.
7. If Yumi \_\_\_\_\_[Blank n – go/not] on the field trip, her teacher \_\_\_\_\_[Blank o – give] her an extra assignment to do.
8. I \_\_\_\_\_[Blank p – tell/not] if you \_\_\_\_\_[Blank q – tell/not].
9. If Hannah \_\_\_\_\_[Blank r – help] you in the Language Help Centre, your grades \_\_\_\_\_[Blank s – improve].
10. Amanda \_\_\_\_\_[Blank t – tell] us if Conversation Circle \_\_\_\_\_[Blank u – be] cancelled today.

**Check your Answers in footnote <sup>1</sup>**

**Activity source:** “First Conditional” by Virginia McHardy, licensed under CC BY-NC 4.0.

## Best Answer for 1st Conditionals

### The Best Answer for 1st Conditionals (Text version)

1. If John [Blank 1] poker on Saturday night, he will probably sleep in the next day.
  - a. will play
  - b. don't play
  - c. doesn't play
  - d. won't play
  - e. plays
2. If Taylor Swift marries Travis Kelce, they \_\_\_\_\_[Blank 1] a very powerful couple.
  - a. aren't
  - b. won't be
  - c. are
  - d. will be
3. If the Grizzlies win the game tonight, everyone \_\_\_\_\_[Blank 1] in TLC afterwards.
  - a. celebrates
  - b. is going to celebrate
  - c. won't celebrate
  - d. doesn't celebrate
4. If I \_\_\_\_\_[Blank 1] the train at 2:00, I will catch the next one.
  - a. am going to miss
  - b. won't miss
  - c. misses
  - d. miss
5. The EAP students are going to fail if they \_\_\_\_\_[Blank 1] the final exam.
  - a. won't pass
  - b. will pass

- c. don't pass
- d. aren't going to pass

### Check your Answers in footnote<sup>2</sup>

**Activity source:** “Best Answer for First Conditional” by Virginia McHardy, licensed under CC BY-NC 4.0.

## First Conditional Meaning Practice

### Match for meaning (Text version)

Fill in the blanks using the following phrases:

- Olivia will come to class late
- If supermarket prices don't come down,
- people are going to sell their houses.
- we won't have to tip the servers.
- If the teacher lets us out early,
- The instructors will be happy
- if Starbucks has any left.
- I will help you,
- they use the VR headsets to practice English.
- teachers are going to give them zeros.

1. If we eat in the Georgian Dining Room, \_\_\_\_\_[Blank 1]
2. \_\_\_\_\_[Blank 1] if the students hand in their assignments on time.
3. If the interest rate goes up again, \_\_\_\_\_[Blank 1]
4. \_\_\_\_\_[Blank 1] students are going to starve.
5. If students keep using AI to help them on their assignments, \_\_\_\_\_[Blank 1]
6. \_\_\_\_\_I'm going to get a pumpkin spice latte [Blank 1]
7. \_\_\_\_\_[Blank 1] if her kids don't hurry up.
8. The students will learn faster if \_\_\_\_\_[Blank 1]
9. \_\_\_\_\_[Blank 1] I'm going to go to the mall.
10. \_\_\_\_\_[Blank 1] if I have some free time.

### Check your Answers in footnote<sup>3</sup>

**Activity source:** “Match for Meaning” by Virginia McHardy, licensed under CC BY-NC 4.0.

## The Use of Commas

### The use of commas (Text version)

Indicate if a comma should be added in each of the sentences at the spot indicated by \_\_\_\_\_[Blank 1]

1. If the bell rings \_\_\_\_\_[Blank 1] we will have to enter the building.
2. Lisa is going to play basketball \_\_\_\_\_[Blank 1] if she remembers to bring her sneakers.
3. If Mike walks to school \_\_\_\_\_[Blank 1] he is going to cut through the park.
4. If Virginia drives at night \_\_\_\_\_[Blank 1] she will wear her glasses.
5. If we cook dinner tonight \_\_\_\_\_[Blank 1] the kids are going to wash the dishes.
6. The bus will stop \_\_\_\_\_[Blank 1] if you ring the bell.
7. Our teacher is going to let us go earlier \_\_\_\_\_[Blank 1] if we finish our work.
8. I will shovel the snow \_\_\_\_\_[Blank 1] if you clean off my car.

**Check your Answers in footnote** <sup>4</sup>

**Activity source:** “The Use of Commas” by Virginia McHardy, licensed under CC BY-NC 4.0.

## Conditional Meaning Practice

1. If you fail your EAP level, what are you going to do?
2. If it snows tomorrow, what are you going to wear?
3. If you have a problem, who will you call first?
4. What will you do if you get into a car accident?
5. What are you going to do if you forget to bring your homework to school?



## Verb Tenses in Music

For a fun activity, listen to the following songs:

- Count on Me by Bruno Mars
- If You Don't Know Me by Now by Simply Red

Can you hear the First Conditional in the lyrics?




Image by GDJ, Pixabay License

*A new mother asks to her husband before going to bed:*

*"Honey, if the baby starts to cry, who will wake up?"*

*Husband: The whole neighbourhood!*

1st Conditional  
Joke by Virginia  
McHardy, CC  
BY-NC-SA 4.0

## Attribution & References

Except where otherwise noted, "The First Conditional" by Virginia McHardy is licensed under CC BY-NC-SA 4.0.

## Notes

1. 1. If it rains tomorrow, I will take/am going to take an umbrella.  
2. John is going to see/will see a movie if he has time.  
3. Celina won't give/will not give/isn't going to give us a test if we do well on the assignment.  
4. If Georgian College closes early because of the snow storm, we will need to find a way home.  
5. Sari is going to go/will go to Thailand if the committee approves her proposal.  
6. If Stephen loses his phone again, he is going to buy/will buy a cheaper one.  
7. If Yumi doesn't go/does not go on the field trip, her teacher will give/is going to give her an extra assignment to do.  
8. I won't tell/will not tell/am not going to tell if you don't tell/do not tell.  
9. If Hannah helps you in the Language Help Centre, your grades are going to improve/will improve.
10. Amanda will tell/is going to tell us if Conversation Circle is cancelled today.
2. 1. e) plays, 2. d) will be, 3. b) is going to celebrate, 4. d) miss, 5. c) don't pass

3.
  1. If we eat in the Georgian Dining Room, we won't have to tip the servers.
  2. The instructors will be happy if the students hand in their assignments on time.
  3. If the interest rate goes up again, people are going to sell their houses.
  4. If supermarket prices don't come down, students are going to starve.
  5. If students keep using AI to help them on their assignments, teachers are going to give them zeros.
  6. I'm going to get a pumpkin spice latte if Starbucks has any left.
  7. Olivia will come to class late if her kids don't hurry up.
  8. The students will learn faster if they use the VR headsets to practice English.
  9. If the teacher lets us out early, I'm going to go to the mall.
  10. I will help you, if I have some free time.
4.
  1. Yes. If the bell rings, we will have to enter the building.
  2. No. Lisa is going to play basketball if she remembers to bring her sneakers.
  3. Yes. If Mike walks to school, he is going to cut through the park.
  4. Yes. If Virginia drives at night, she will wear her glasses.
  5. Yes. If we cook dinner tonight, the kids are going to wash the dishes.
  6. No. The bus will stop if you ring the bell.
  7. No. Our teacher is going to let us go earlier if we finish our work.
  8. No. I will shovel the snow if you clean off my car.

# 17. THE SECOND CONDITIONAL

---

## Learning Outcomes

After completing chapter 16, students will know how to:

- use the function of the Second Conditional.
- form the Second Conditional.
- apply the Second Conditional.

## Function of the Second Conditional

The Second Conditional is used to show the consequence for hypothetical, unlikely or impossible situations.

Some example sentences are:

- If I had a million dollars, I would sail around the world.
- If Jessica weren't single, she probably wouldn't spend so much time on dating apps.
- The EAP students at Georgian College would be happy if they didn't have any final exams.
- Alison wouldn't work 3 jobs if she had enough money to pay for university.

## Form of the Second Conditional

It doesn't matter when we switch the clauses; the meaning will still stay the same. However, let us explore how the Second Conditional is formed:

### 2nd Conditional – If clause by Virginia McHardy, CC BY-NC-SA 4.0

#### "If" Clause + , (Simple Past Tense)

If I were taller,

If an elephant trampled into the room,

If Mario lived in the forest,

If I won the lottery,

#### Main Clause (Subject + Would + base verb)

I would look thinner.

we would scream and run away.

he would hunt for food.

I wouldn't work anymore.

### 2nd Conditional – Main clause by Virginia McHardy, CC BY-NC-SA 4.0

#### Main clause + (Subject + would + base verb)

I would look thinner

We would scream and run away

Mario would hunt for food

I wouldn't work anymore

#### "if clause" (Simple Past Tense)

if I were taller.

if an elephant trampled into the room.

if he lived in the forest.

if I won the lottery.

### Some Tips:

- A comma is used after the "if" clause when it starts the sentence. There is no comma when the main clause is at the beginning.
- The condition is in the "if" clause and the impossible/unlikely outcome is in the main clause.
- The negative form can be used in either of the clauses, or both of them, as long as the meaning makes sense.
- The contraction for would is 'd. Example: *She'd cry if he died.*
- **\*\*The verb "to be" is always used in the "were" form, even using he/she/it.** This is commonly used incorrectly in speaking.
  - Incorrect: *If he was younger, he could run faster.*

- Correct: *If he **were** younger, he could run faster.*

Watch the short video below to review and practice the second conditional.

**Watch Second conditional – Grammar & verb tenses (6 mins.)** ([https://youtu.be/iZnL2cb\\_w20?si=K5DLCD3Ac0LvASpr](https://youtu.be/iZnL2cb_w20?si=K5DLCD3Ac0LvASpr))

## Second Conditional Verb Practice

### Second conditional practice (Text version)

Fill in the blanks with the word indicated, in the right form.

1. If I \_\_\_\_\_ [Blank 1 – be] a musician, I \_\_\_\_\_ [Blank 2 – perform] at the Rogers Stadium.
2. Lisa \_\_\_\_\_ [Blank 1 – help] if she \_\_\_\_\_ [Blank 2 – have] time.
3. Stephen \_\_\_\_\_ [Blank 1 – give/not] us money if he \_\_\_\_\_ [Blank 2 – win] the lottery.
4. If Georgian College \_\_\_\_\_ [Blank 1 – have] a music industry program, we \_\_\_\_\_ [Blank 2 – join] it.
5. Sandra \_\_\_\_\_ [Blank 1 – go] to Thailand if her father \_\_\_\_\_ [Blank 2 – allow] her.
6. If Zayed \_\_\_\_\_ [Blank 1 – lose] his passport, he \_\_\_\_\_ [Blank 2 – have to] go to his embassy.
7. If Reham \_\_\_\_\_ [Blank 1 – take/not] vitamins, she \_\_\_\_\_ [Blank 2 – have/not] so much energy.
8. I \_\_\_\_\_ [Blank 1 – be] extremely nervous if I \_\_\_\_\_ [Blank 2 – see] a bear on our hiking trail.
9. If Shengbo \_\_\_\_\_ [Blank 1 – have] a car, he (drive) \_\_\_\_\_ [Blank 2 – drive] us to buy groceries.

10. Murat \_\_\_\_\_[Blank 1 – film] us if he \_\_\_\_\_ [Blank 1 – bring] his equipment today.

**Check your Answers in footnote<sup>1</sup>**

**Activity source:** “Second Conditional Practice” by Virginia McHardy, licensed under CC BY 4.0.

## Second Conditional Practice 2

### Second conditional practice 2 (Text version)

Fill in the blanks using the following words/phrases:

#### Words:

- |               |               |               |
|---------------|---------------|---------------|
| • saw         | • climbed     | • were        |
| • would climb | • would allow | • gathered    |
| • had         | • bought      | • could buy   |
| • would take  | • could have  | • would buy   |
| • would have  | • tried       | • would allow |
| • knew        | • would know  | • bought      |
| • would see   | • could reach |               |

#### Phrases:

1. If I \_\_\_\_\_[Blank 1] a polar bear coming at me, I \_\_\_\_\_[Blank 2] the nearest tree.
2. If John \_\_\_\_\_ [Blank 1] a dog, he \_\_\_\_\_ [Blank 2] it for a walk every day.
3. Your father \_\_\_\_\_ [Blank 1] a fit if he \_\_\_\_\_ [Blank 2] you were on your cell phone while driving.
4. I \_\_\_\_\_ [Blank 1] a doctor if I “needed” to.
5. If my father \_\_\_\_\_ [Blank 1] the stairs of the CN Tower, he \_\_\_\_\_ [Blank 2] a heart attack.
6. If your friends \_\_\_\_\_ [Blank 1] to trick you, I think you \_\_\_\_\_ [Blank 2] right away.

7. I \_\_\_\_\_ [Blank 1] the top shelf if I \_\_\_\_\_ [Blank 2] taller.
8. If the students \_\_\_\_\_ [Blank 1] enough money, they \_\_\_\_\_ [Blank 2] their teacher a new book bag.
9. The teacher \_\_\_\_\_ [Blank 1] his students donuts if the school policy \_\_\_\_\_ [Blank 2] him.
10. If we \_\_\_\_\_ [Blank 1] new tools this fall, we \_\_\_\_\_ [Blank 2] the fallen leaves quicker.

**Check your Answers in footnote<sup>2</sup>**

**Activity source:** “Second Conditional Practice 2” by Virginia McHardy, licensed under CC BY 4.0.

## Second Conditional Comprehension Practice

### Second conditional comprehension practice (Text version)

1. If Mary had a cat, she would feed it a fish as a treat.
2. If I won a million dollars, I would donate a lot to charity.
3. If the students had time, they would go to a movie on discount Tuesdays every week.
4. Olivia would drive to the college if she had a car.
5. Lisa would go on holiday a couple times a year if she didn't have to work.
6. The EAP office would be bigger if it were in the C building.
7. If Stephen were rich, he would quit his job.
8. If Mariam had a roommate, she could share the expenses of the house.
9. If Tamara spoke Spanish, she could get around Mexico very easily.
10. If Kwame stopped smoking, he would probably be healthier.

**Check your Answers in footnote<sup>3</sup>**

**Activity source:** “Second Conditional Comprehension Practice” by Virginia McHardy, licensed under CC BY 4.0.

## Second Conditional Meaning Practice

For discussion practice, talk with a classmate and ask these questions:

1. If you had all the money in the world, where would you travel to first?
2. If you could talk to anyone in the world for 1 hour, dead or alive, who would it be, and why?
3. If you could donate a lot of money to one organization, what organization would it be and why?
4. What would you change about your appearance if you could?
5. What would you change about your personality if you could?

## Verb Tenses in Music

For a fun activity, listen to the following songs:

- If I Were a Boy by Beyonce
- If I Had a Million Dollars by Barenaked Ladies

Can you hear the Second Conditional in the lyrics?




Image by GDJ, Pixabay License

*Young teenage girl: How do you like my new miniskirt,  
Dad?*

*Angry father: If it were any shorter, it would be a belt!*

2nd Conditional Joke by Virginia McHardy, CC BY-NC-SA 4.0

## Attribution & References

Except where otherwise noted, “The Second Conditional” by Virginia McHardy is licensed under CC BY-NC-SA 4.0.



## Notes

1.
  1. If I were a musician, I would perform/'d perform at the Rogers Stadium.
  2. Lisa would help/'d help if she had time.
  3. Stephen wouldn't give/would not give us money if he won the lottery.
  4. If Georgian College had a music industry program, we would join/'d join it.
  5. Sandra would go/'d go to Thailand if her father allowed her.
  6. If Zayed lost his passport, he would have to/'d have to go to his embassy.
  7. If Reham didn't take vitamins, she wouldn't have/would not have so much energy.
  8. I would be/'d be extremely nervous if I saw a bear on our hiking trail.
  9. If Shengbo had a car, he could drive/would drive/'d drive us to buy groceries.
  10. Murat would film us if he brought his equipment today.
2.
  1. If I saw a polar bear coming at me, I would climb the nearest tree.
  2. If John had a dog, he would take it for a walk every day.
  3. Your father would have a fit if he knew you were on your cell phone while driving.
  4. I would see a doctor if I "needed" to.
  5. If my father climbed the stairs of the CN Tower, he could have a heart attack.
  6. If your friends tried to trick you, I think you would know right away.
  7. I could reach the top shelf if I were taller.
  8. If the students gathered enough money, they could buy their teacher a new book bag.
  9. The teacher would buy his students donuts if the school policy would allow him.
  10. If we bought new tools this fall, we could gather the fallen leaves quicker.
3.
  1. Mary doesn't have a cat.
  2. I like to donate money when I can.
  3. The students usually have a lot of work, so they don't go to the movies on Tuesdays.
  4. Olivia gets to the college by other means.
  5. Lisa has to work.
  6. The EAP office is not in the C building.
  7. Stephen doesn't have enough money to quit his job.
  8. Electricity, gas and water bills are probably expensive for Mariam.
  9. Tamara doesn't speak Spanish.
  10. Kwame smokes.

# 18. THE THIRD CONDITIONAL

---

## Learning Outcomes

After completing chapter 17, students will know how to:

- use the function of the Third Conditional.
- form the Third Conditional.
- apply the Third Conditional.

## Function of the Third Conditional

The Third Conditional is used to show the consequence for regrets or unfulfilled actions. The action did not happen, but what would the outcome have been?

Some example sentences are:

- If we had met you earlier, we could have caught the early show. (*We didn't meet you early, so we went to the later show.*)
- If I hadn't moved to Canada, I wouldn't have met you. (*I moved to Canada, and I met you.*)
- Arif wouldn't have missed the test if he had arrived on time for class. (*Arif was late, so he missed the test.*)
- We would have walked to the party if it hadn't snowed so much last night. (*It snowed last*

*night, so it was too cold and slushy to walk to the party.)*

- If I had married earlier in life, I could have had 4 children by now. (*I was older when I married, so I was too old to have a lot of kids.*)

## Form of the Third Conditional

It doesn't matter when we switch the clauses; the meaning will still stay the same. However, let us explore how the Third Conditional is formed:

**Past Perfect Tense Table: If Clause, + Main Clause**

<b>If Clause , + (Past perfect)</b>	<b>Main Clause (Subject +</b>	<b>modal +</b>	<b>have + past participle.)</b>
If I had been a better student,	I	could	have gotten on the dean's list.
If Carol had married a rich man,	she	wouldn't	have worried about money.
If we hadn't bought a car,	we	would	have had to take the bus.
If I had started saving money in my 20s,	I	might	have been a millionaire by now.

**Past Perfect Tense Table: Main Clause + "if" Clause**

<b>Main clause</b>			<b>+ If Clause (Past perfect)</b>
<b>(Subject</b>	<b>+ modal</b>	<b>+ have + past participle)</b>	
I	could	have gotten on the dean's list	if I had been a better student.
Carol	wouldn't	have worried about money	if she had married a rich man.
We	would	have had to take the bus	if we hadn't bought a car.
I	might	have been a millionaire by now	if I had started saving money in my 20s.

### Some Tips:

- A comma is used after the “if” clause when it starts the sentence. There is no comma when the main clause is at the beginning.
- The condition is in the “if” clause and the regret/unfulfilled action outcome is in the main clause.
- The negative form can be used in either of the clauses, or both of them, as long as the meaning makes sense. However, the negative verb is quite common in the main clause.
- In speaking, “would have” and “could have” sometimes sound like /wudda/ and /cudda/.

Watch the short video below to review and practice the third conditional.

**Watch the video Third Conditional (5 mins) on YouTube (<https://youtu.be/ve4Tk78j6Nc>)**

## Third Conditional Verb Practice

### Exercise 1

#### Exercise 1 (Text version)

Fill in the blanks using the correct forms of the verbs in brackets.

1. If I borrow \_\_\_\_\_ [Blank 1 – borrow/not] my father’s car, I \_\_\_\_\_ [Blank 2 – drive/not] it so slowly.
2. Markus \_\_\_\_\_ [Blank 1 – go] to the beach yesterday if the weather \_\_\_\_\_ [Blank 2 – be] nicer.
3. If my kids \_\_\_\_\_ [Blank 1 – play/not] competitive sports, we \_\_\_\_\_ [Blank 2 – get] a dog when they were younger.
4. If Virginia \_\_\_\_\_ [Blank 1 – stay] in Brampton, she \_\_\_\_\_ [Blank 2 – teach] at Sheridan

College for a long time.

5. Olivia \_\_\_\_\_ [Blank 1 – pay] thousands of dollars for Taylor Swift tickets if she \_\_\_\_\_ [Blank 2 – get] through on Ticketmaster.
6. Amanda \_\_\_\_\_ [Blank 1 – let/not] her daughter go to the concert if she \_\_\_\_\_ [Blank 2 – know] it was 19+ only.
7. If Ryan \_\_\_\_\_ [Blank 1 – receive/not] drums as a gift when he was 3 years old, he \_\_\_\_\_ [Blank 2 – become/not] a world class drummer.
8. Mariam \_\_\_\_\_ [Blank 1 – bake] a homemade cake for the party if she \_\_\_\_\_ [Blank 2 – have] more time.
9. The virus \_\_\_\_\_ [Blank 1 – spread/not] so quickly if more people \_\_\_\_\_ [Blank 2 – wear] masks at the conference.
10. If the football team \_\_\_\_\_ [Blank 1 – train] harder, it \_\_\_\_\_ [Blank 2 – win] the championship game.

**Check your Answers in footnote <sup>1</sup>**

**Activity source:** Exercise 1 by Virginia McHardy, CC BY-NC 4.0.

## Exercise 2

### Exercise 2 (Text version)

Select the correct statement to complete the sentences.

1. If I hadn't passed the exam, I \_\_\_\_\_ [Blank 1] with honours.
  - a. hadn't graduated
  - b. would have graduated
  - c. wouldn't have graduated
2. Olivia would have collected a stipend of \$300 if she \_\_\_\_\_ [Blank 1] the deadline for the application.

- a. hadn't missed
  - b. had missed
  - c. wouldn't have missed
3. If Catherine \_\_\_\_\_[Blank 1] to the radio before she left home, she would have prepared for the snow storm.
- a. had listened.
  - b. would have listened.
  - c. hadn't listened.
4. Sari \_\_\_\_\_[Blank 1] to work if she hadn't caught a cold.
- a. won't go
  - b. would have gone
  - c. would go
5. If Oscar \_\_\_\_\_[Blank 1] the courage to ask Cindy out, they might have been a couple by now.
- a. had
  - b. would have
  - c. had had
6. We \_\_\_\_\_[Blank 1] bought a house if the interest rates had been high.
- a. will buy
  - b. would have
  - c. wouldn't have
7. If Nora \_\_\_\_\_[Blank 1] Humber College instead of Georgian College, she would have lived in Toronto and not Barrie.
- a. chose
  - b. choose
  - c. had chosen
8. If I had known you were coming, I \_\_\_\_\_[Blank 1] a room at the Hilton for you.
- a. had booked
  - b. wouldn't have booked

c. would have booked

9. The forest fire \_\_\_\_\_[Blank 1] if the camper had put out his campfire properly.

a. would have started

b. wouldn't have started

c. had started

10. The Georgian Dining Room would have served pasta if they \_\_\_\_\_[Blank 1] of rice.

a. ran out

b. run out

c. had run out

**Check your Answers in footnote<sup>2</sup>**

**Activity source:** Exercise 2 by Virginia McHardy, CC BY-NC 4.0.

## Exercise 3

### Exercise 3 (Text version)

Place the words in the correct blanks to complete sentences 1-10.

#### Words

- |                        |                   |
|------------------------|-------------------|
| • wouldn't have helped | • had flown       |
| • hadn't hit           | • had been        |
| • had hit              | • hadn't been     |
| • would have helped    | • had paid        |
| • would have flown     | • would have paid |

#### Sentences

1. Aidan \_\_\_\_\_[Blank 1] you if he hadn't had the time.

2. Lucy would have gotten her driver's license if she \_\_\_\_\_[Blank 1] the examiner's car in the parking lot.
3. If Mohammed \_\_\_\_\_[Blank 1] the ball harder, it could have gone out of the park.
4. If you had gone to see Hannah in the LHC, she \_\_\_\_\_[Blank 1] you with your assignment.
5. Yurika \_\_\_\_\_[Blank 1] to Japan if she had more time on Reading Week.
6. If Yurika \_\_\_\_\_[Blank 1] to Japan, she could have visited her family.
7. My daughter would have bought more clothes at Artizia if the sale \_\_\_\_\_[Blank 1] better.
8. If the weather \_\_\_\_\_[Blank 1] so terrible, we would have had the party outside.
9. Carlos would have gotten better marks if he \_\_\_\_\_[Blank 1] more attention in class.
10. I \_\_\_\_\_[Blank 1] more for a tip if the server had been friendlier.

**Check your Answers in footnote<sup>3</sup>**

**Activity source:** Exercise 3 by Virginia McHardy, CC BY-NC 4.0.

## Third Conditional Meaning Practice

For discussion practice, talk with a classmate and ask these questions:

1. If you had had gone to the USA instead of Canada, where would you have lived?
2. If you had chosen a different path in life, what would have happened?
3. If you had learned a different language than English, what would you have studied?
4. How would your childhood have changed if you had been born in a different country?
5. How would your friendship have been different if you had met your best friend earlier in life?



## Verb Tenses in Music

For a fun activity, listen to the following songs:

- The Outside by Taylor Swift
- If It Hadn't Been for Love by Adele

Can you hear the Third Conditional in the lyrics?



## Attribution & References

Except where otherwise noted, “The Third Conditional” by Virginia McHardy is licensed under **CC BY-NC-SA 4.0**.

## Notes

1. hadn't borrowed, wouldn't have driven; 2. would have gone, had been; 3. hadn't played, would have gotten; 4. had stayed, would have taught; 5. would have paid, had gotten; 6. wouldn't have let, had known; 7. hadn't received, wouldn't have become; 8. would have baked, had had; 9. wouldn't have spread, had worn; 10. had trained, would have won.
1. b, 2. a, 3. a, 4. b, 5. c, 6. c, 7. c, 8. c, 9. b, 10. c.
1. wouldn't have helped, 2. hadn't hit, 3. had hit, 4. would have helped, 5. would have flown, 6. had flown, 7. had been, 8. hadn't been, 9. had paid 10. would have paid.

# 19. THE PASSIVE VOICE

---

## Learning Outcomes

After completing chapter 18, students will know how to:

- form the Passive Voice.
- apply the Passive Voice.

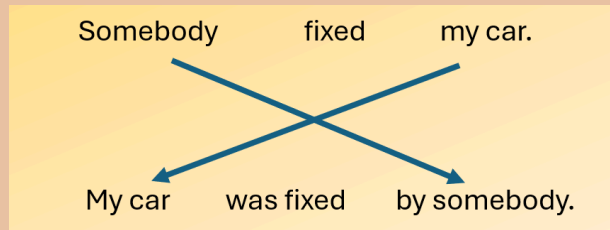
## Function of The Passive Voice

The **Active Voice** is what we use most of the time in English speaking and writing. We know that a sentence usually has the pattern of:

Subject + Verb + Object

↓                    ↓                    ↓

Somebody   fixed   my car.



Somebody fixed my car. vs. My car was fixed by somebody. Note the words “somebody” switches from first in the sentence to last, and my car switches from last to first in the second sentence. **Source:** Virginia McHardy, CC BY-NC 4.0

The **Passive Voice** is used in formal writing when the subject of the sentence is not important. Sometimes we don’t even know who or what the subject is. What becomes important is the object or the action of the statement. In order to do this, we must switch the places of the subject and the object.

When we switch the subject and the object, we then must change the form of the verb:

<b>Active Voice:</b> Subject + Verb + Object				
		(whatever tense)		
<b>Passive Voice:</b> Subject + “Be” + Past Participle + by + Object				
(former object)	(whatever tense)			(former subject)

**Active voice:** Subject + Verb (whatever tense) + object. **Passive voice:** Subject (former object) + “Be” (whatever tense) + Past participle + by Object (former subject). **Source:** Virginia McHardy, CC BY-NC 4.0

In the sentence “Somebody fixed my car”, **somebody** is not really important. Therefore, we can remove **somebody** from the sentence like this: My car was fixed (by somebody). → My car was fixed.

Now the focus changes. What becomes important is my car, not the person who fixed it.

## Form of the Passive Voice

### Affirmative Statements

**Affirmative Statements Table**

<b>Subject</b>	<b>+ “be”</b>	<b>+ past participle</b>	<b>+ by</b>	<b>+ object.</b>
I	am	supported	by	my parents.
The telephone	was	invented	by	Alexander Graham Bell.
My house	has been	bought	by	a nice family.

### Negative Statements

**Negative Statements Table**

<b>Subject</b>	<b>+ “be” + not</b>	<b>+ past participle</b>	<b>+ by</b>	<b>+ object.</b>
My car	hasn’t been	washed	by	the staff.
The students	are not being	heard	by	administration.

## Verb Tenses in Active &amp; Passive voice

Verb Tense	Active	Passive
The Simple Present	Somebody washes the car every month.	The car is washed (by somebody) every month.
The Present Continuous	Somebody is washing the car right now.	The car is being washed right now.
The Simple Past	Somebody washed the car yesterday.	The car was washed yesterday.
The Past Continuous	Somebody was washing the car at 10pm.	The car was being washed at 10pm last night.
The Simple Future	Somebody will wash the car tomorrow.	The car will be washed tomorrow.
“Be Going to”	Somebody is going to wash the car tomorrow.	The car is going to be washed tomorrow.
The Present Perfect	Somebody has washed the car.	The car has been washed.
The Past Perfect	Somebody had washed the car before noon.	The car had been washed before noon.
The Future Perfect	Somebody will have washed the car by then.	The car will have been washed by then.

## Exercises

### Exercise 1

Are these sentences in the active or passive voice?

#### Exercise 1 (text version)

1. The boy picked apples off the fruit tree.
2. Apples were picked off the fruit tree.
3. English is spoken all around the world.
4. We were excited by the news.
5. Alexander Graham Bell invented the telephone.
6. The chairs have been moved.
7. Tesla cars were invented by Elon Musk.
8. Instructors are always teaching the importance of being on time.

9. The lesson was taught by a supply teacher.
10. The winner will be chosen by 5 judges.

### Check your Answers in footnote<sup>1</sup>

**Activity source:** Exercise 1 by Virginia McHardy, CC BY-NC 4.0.

## Exercise 2

### Exercise 2 (text version)

Use the words provided to complete the sentences.

### Words:

- |              |                  |                   |
|--------------|------------------|-------------------|
| • robbed     | • fixed          | • gave            |
| • speak      | • was stolen     | • has been broken |
| • is spoken  | • has broken     | • stole           |
| • was robbed | • is being fixed | • is given        |

### Sentences:

1. People \_\_\_\_\_[Blank A] French, German, Romansh and Italian in Switzerland.
2. My house \_\_\_\_\_[Blank A] last night and my car \_\_\_\_\_[Blank B].
3. Our furnace \_\_\_\_\_[Blank A] right now because the storm blew out the thermostat.
4. Our Dean \_\_\_\_\_[Blank A] gave\* a lovely speech at the Academic Awards ceremony yesterday.
5. Wayne Gretzky's NHL record of 895 goals \_\_\_\_\_[Blank A] has been broken\* by Alex Ovechkin.
6. The thieves \_\_\_\_\_[Blank A] robbed the gun store and \_\_\_\_\_[Blank B] several firearms last week.
7. Sultan \_\_\_\_\_[Blank A] a new world record in long distance running.
8. English \_\_\_\_\_[Blank A] in 67 different countries.
9. Our mechanic \_\_\_\_\_[Blank A] the brakes on our car over the weekend.
10. A scholarship \_\_\_\_\_[Blank A] to any high school student who maintains a 95-percent average over 4 years.

### Check your Answers in footnote<sup>2</sup>

**Activity source:** Exercise 2 by Virginia McHardy, CC BY-NC 4.0.

## Exercise 3

### Exercise 3 (text version)

Fill in the missing words to change the active voice to the passive voice and finish the sentence.

1. Someone cleans the office every week. The office \_\_\_\_\_[Blank 1] every week.
2. People are painting the old townhouses downtown to revitalize the area. The old townhouses downtown \_\_\_\_\_[Blank 2] to revitalize the area.
3. I have blocked my ex-boyfriend on my phone. My ex-boyfriend \_\_\_\_\_[Blank 3] on my phone.
4. The store is playing Taylor Swift songs over the speakers. Taylor Swift songs \_\_\_\_\_[Blank 4] over the speakers.
5. The students finished the tests very quickly. The tests \_\_\_\_\_[Blank 5] very quickly.
6. The government swears in new Canadians in person 52 times a month. New Canadians \_\_\_\_\_[Blank 6] in 52 times a month in person.
7. The company should have published that book sooner. The book \_\_\_\_\_[Blank 7] sooner.
8. The city is going to close the park for renovations. The park \_\_\_\_\_[Blank 8] for renovations.
9. The restaurant was holding the birthday party after hours. The birthday party \_\_\_\_\_[Blank 9] after hours.
10. The company approached Samira about a job opportunity abroad. Samira \_\_\_\_\_[Blank 10] about a job opportunity abroad.

**Check your Answers in footnote<sup>3</sup>**

**Activity source:** Exercise 3 by Virginia McHardy, CC BY-NC 4.0.

## Communicative Activities:

### 1. Mystery Story Swap

Write a short mystery story (150–200 words) using at least **5 passive voice sentences**. Then, swap stories with a classmate to guess “Who did it?”

- Include passive sentences like:
  - “The window was broken.”
  - “A note was left on the table.”
- Focus on describing what *was done*, not who did it.
- The classmate will read it and write a brief explanation of who they think committed the crime and why.

### 2. “How It’s Made” Video Summary

Watch a short video (3–5 minutes) from the “How It’s Made” series (or any instructional video showing a process) and write a **step-by-step summary** using the passive voice.

- “How chocolate is made” or “How glass bottles are produced.”
- Write 6–10 steps using passive structures:
  - “First, the ingredients are mixed.”
  - “Then, the mixture is heated to 300 degrees.”





## Verb Tenses in Music

For a fun activity, listen to the following songs:

- You Were Loved by Whitney Houston
- All You Need is Love by The Beatles

Can you hear the Passive Voice in the lyrics?

Teacher: You need to do more homework.

Student: Can we change the subject?

Teacher: More homework needs to be done by you.

## Attribution & References

Except where otherwise noted, “The Passive Voice” by Virginia McHardy is licensed under CC BY-NC-SA 4.0.

## Notes

1. Active voice. 2. Passive voice. 3. Passive voice. 4. Passive voice. 5. Active voice. 6. Passive voice. 7. Passive voice. 8. Active voice. 9. Passive voice. 10. Passive voice.
1. a) speak, 2. a) was robbed, b) was stolen, . 3. a) is being fixed 4. a) gave, 5. a) has been broken, 6. a) robbed, b) stole, 7. a) has broken, 8. a) is spoken, 9. a) fixed, 10. a) is given
1. is cleaned, 2. are being painted, 3. has been blocked, 4. are being played, 5. were finished, 6. are sworn, 7. should have been published, 8. is going to be closed, 9. was being held, 10. was approached.

## 20. PAST AND PAST PARTICIPLE FORMS

---

### Past Participle Forms of Verbs

The table given below shows the past tense form as well as the past participle form of commonly used irregular verbs.

### Irregular verbs

Base Verb	Past Tense	Past Participle
be (is/am/are)	was/were	been
beat	beat	beaten
become	became	become
begin	began	begun
bend	bent	bent
bite	bit	bit/bitten
blow	blew	blown
break	broke	broken
bring	brought	brought
build	built	built
buy	bought	bought
catch	caught	caught
choose	chose	chosen
come	came	come
cost	cost	cost
cut	cut	cut
dig	dug	dug

Base Verb	Past Tense	Past Participle
do	did	done
draw	drew	drawn
dream	dreamt	dreamt
drink	drank	drunk
drive	drove	driven
eat	ate	eaten
fall	fell	fallen
feel	felt	felt
fight	fought	fought
find	found	found
fly	flew	flown
forget	forgot	forgotten
freeze	froze	frozen
get	got	got/gotten
give	gave	given
go	went	gone

Base Verb	Past Tense	Past Participle
grow	grew	grown
have	had	had
hear	heard	heard
hide	hid	hidden
hit	hit	hit
hold	held	held
keep	kept	kept
know	knew	known
lay	laid	laid
lead	led	led
learn	learnt/learned	learnt/learned
leave	left	left
let	let	let
lie	lay	lain
lose	lost	lost
make	made	made
mean	meant	meant
meet	met	met

---

Base Verb	Past Tense	Past Participle
pay	paid	paid
put	put	put
read	read	read
ride	rode	ridden
ring	rang	rung
rise	rose	risen
run	ran	run
say	said	said
see	saw	seen
sell	sold	sold
send	sent	sent
shake	shook	shaken
shine	shone	shone
shoot	shot	shot
show	showed	shown/showed
sing	sang	sung
sink	sank	sunk

Base Verb	Past Tense	Past Participle
sit	sat	sat
sleep	slept	slept
speak	spoke	spoken
spell	spelt/spelled	spelt/spelled
spend	spent	spent
spill	spilt/spilled	spilt/spilled
stand	stood	stood
steal	stole	stolen
stick	stuck	stuck
swim	swam	swum
take	took	taken
teach	taught	taught
tear	tore	torn
tell	told	told
think	thought	thought
throw	threw	thrown

Base Verb	Past Tense	Past Participle
understand	understood	understood
wake	woke	woken
wear	wore	worn
win	won	won
write	wrote	written

## Attribution & References

Except where otherwise noted, this chapter is adapted from “11 Past participle forms” In *Effective English for Teachers* by Annapurna Madhuri, licensed under CC BY-NC-SA 4.0. / List of terms is reused and expanded from the original version.



# UPDATE & CHANGE LOG

---

## Updates

### Spring 2025

- Created and added Review of Past Tenses

### Winter 2025

- Created and added
  - The Passive Voice
- new activities added to most sections (H5P and text equivalent)
- updates to activities to improve PDF version, accessibility and usability
- minor corrections to CC licenses on activities
- minor corrections/renumbering account for new sections
- added ePUB download format

### Winter 2024

View this book in print (Winter 2024) and digital (Winter 2024) versions.

This update was supported by an OER Editing grant from the eCampus Ontario Open Library (<https://openlibrary.ecampusontario.ca/>).

- Created & added new sections
  - The First Conditional
  - The Second Conditional
  - The Third Conditional
  - Review of Simple Present and Present Continuous
  - Review of Future Tenses
- Updates to attribution & references heading to improve document structure
- Updates to Fill in the Blanks questions throughout book to improve accessibility

## Spring 2023

View the Spring 2023 version of the text archived in Digital PDF (<https://www.dropbox.com/scl/fi/tchsop818cxfx09yyv3dx/Verb-Tenses-Spring2023-Digital.pdf?rlkey=yfd8naoc8ycgy36yyys83qi0s3&dl=0>)

- Original publication