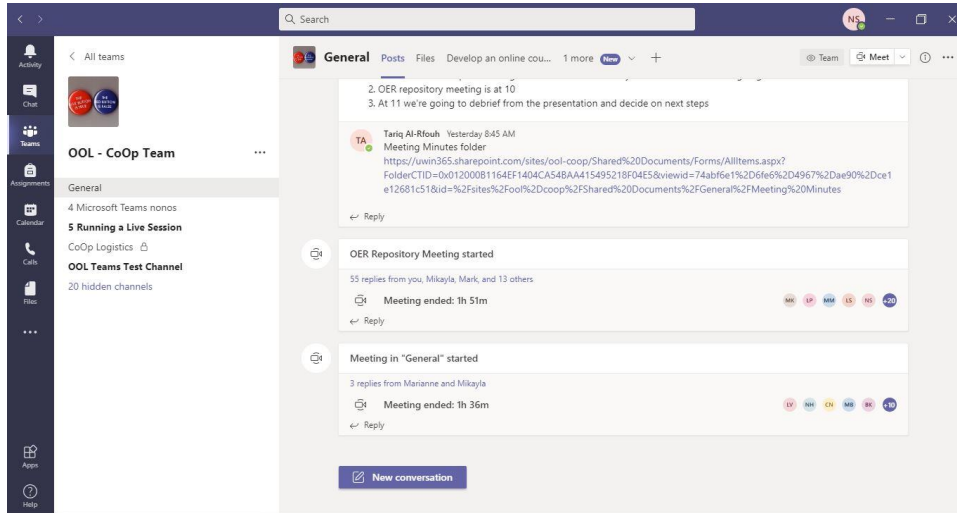
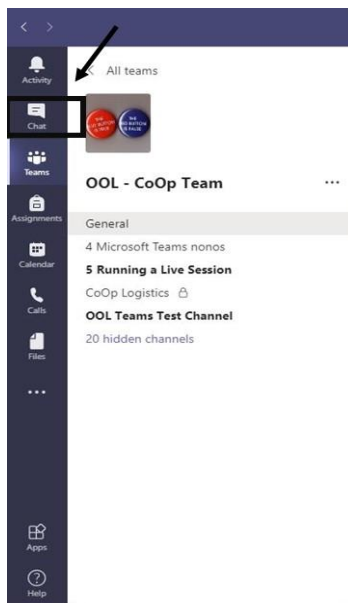


## How to find other students in Microsoft Teams

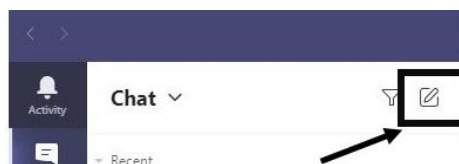
1. You can either connect with them in the channel, meeting or separately.
2. To separately connect with students, go to your teams.



3. Next click on the chat option at the upper left corner.



4. Once there, click on the little icon beside chat to start a new chat.



5. A new box will option saying new chat with a search engine on the right side. You can add the students name to connect with them. Or you can make a group by adding multiple students.

