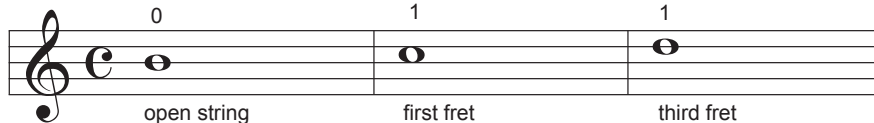


LESSON 13.

Notes on the "B" String


Diatonic notes:

|   |   |        |
|---|---|--------|
| B | C | D      |
| 0 | 1 | 3<br>1 |



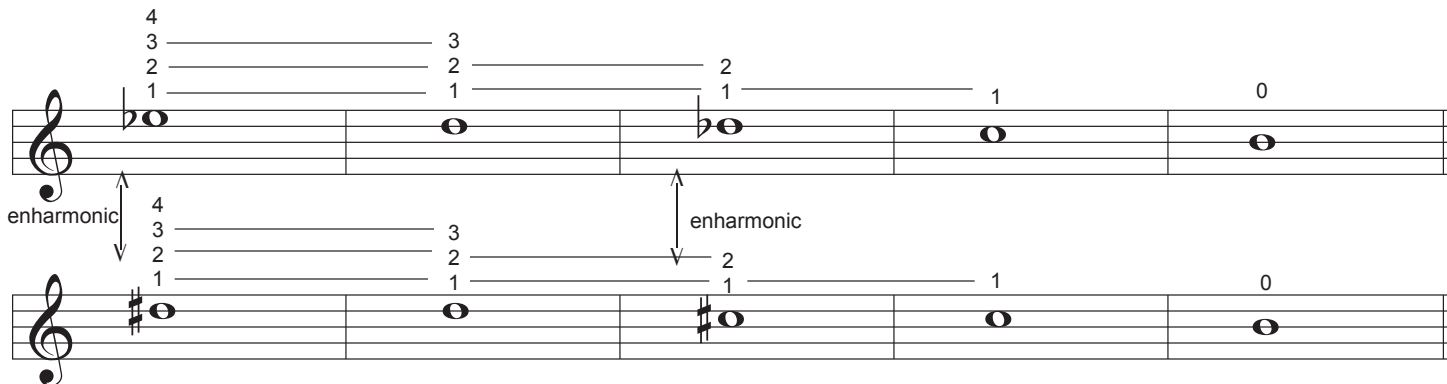
open string      first fret      third fret

Inflections:




Once again, when playing upward inflections, add fingers as needed.

In downward inflections, remove fingers one at a time.



Studies on the "B" String

Diatonic:



(Editor: Don't allow the simplicity and repetitiveness lull you into thinking that this is unimportant to skill development. G.A.)

(B)

0 1 0 3 1

3 1 1 3 0

With inflected notes:

(C)

0 1 1 3 1 1 3 3 3 3 1

0 1 1 2 1 1 2 2 2 2 3 1

0 1 1 3 1 1 2 2 2 3 1 1

0 3 1 1 4 3 1 3 2 2 1 3 1 1

(D)

0 1 1 2 1 1 2 2 3 2 2 2 2 1 1

0 1 1 2 1 1 3 3 2 2 1 3 0