





The AlphaPlus Blended Learning Field Guide



Welcome to The AlphaPlus Blended Learning Field Guide!




This Field Guide is designed to explore how literacy instructors connect with the four building blocks of blended learning – [The AlphaPlus Position Paper on Blended Learning](#).



The questions and activities in the Guide are to help develop ideas about blended learning, reflect on models and approaches and make curriculum and design plans. Do what is useful. Jump about as you wish.



We will use this Field Guide to drive conversations in order to build a shared understanding of these concepts and see how these ideas and values shape the future of our work at AlphaPlus.



The activities on these pages are a jumping off point for more discussion – we hope they encourage you to keep talking to AlphaPlus about how we can help you develop your practice in our constantly evolving field..



We cannot stop the desire to know. The desire to know is balanced with our desire to communicate, to share, to connect, and our desire to make sense, to understand – to know the meaning.

George Siemens, Connectivism: A Learning Theory for the Digital Age, December 12, 2004 – www.elearnspace.org/Articles/connectivism.htm

We are essentially social beings. We live in societies, of course; but more fundamentally perhaps, it is our participation in social communities and cultural practices that provides the very materials out of which we construct who we are, give meaning to what we do, and understand what we know.

Etienne Wenger, Communities of practice: where learning happens, Benchmark Magazine, Fall Issue 1991 – www.ewenger.com/pub/index.htm



Never forget that justice is
what love looks like in public
- Cornel West



Photo by [Nadine Shaabana](#) on [Unsplash](#)

We are Alpha Plus.

We work with literacy practitioners to create and support change.

We are curious. We are creative explorers who approach all that we do with a learning mindset. We cultivate space for reflective practice and critical thinking.

We are helpful. We share knowledge and help literacy educators use technology in innovative ways.. As we learn from the people we work with, we amplify their knowledge and skills.

We are nimble. We collaborate to respond to evolving situations and new contexts with imagination and resourcefulness..

We are people first. We start by listening to dreams and assessing strengths. Our work is about building on strengths and nurturing dreams.

We are inclusive. We believe that by using digital technology in our sector, we can build capacity, create equity and access to learning, and enhance learning experiences.

We are impressed. We work with the very best people in the very best field. Our staff meetings are liberally peppered with stories of the amazing work, creativity and ingenuity we encounter as we work with adult educators across Ontario.



Photo by [Ian Schneider](#) on [Unsplash](#)

My name _____

My role at work _____

My passion _____

My superpower _____

What have your experiences with blended learning been like? Describe ...



a delightful experience



a favourite experience




a sensible experience



a weird experience

What have your experiences with blended teaching been like? Describe ...



a delightful experience



a favourite experience




a sensible experience




a weird experience

5 places to have a blended learning experience besides a literacy program



5 blended learning goals you have for your literacy program



The AlphaPlus definition of Blended Learning

Blended learning is an approach where educators leverage technology and digital access for learners to **create, communicate, collaborate** and apply **critical thinking** skills to construct knowledge in a connected world.



The 4 Cs of blended learning

Be Creative.

Multimodal learning (visual, auditory, textual) and demonstrations of knowledge provide learners with choices that support and enhance their strengths and preferences.

Example: Project-based approaches employ creativity-based digital technologies through design, photography and video production.



Communicate.

Participating online as a more active poster, commentator, developer and collaborator helps learners build their networks.

Example: Students' mobile devices are key communication tools that can be used in a variety of ways inside and outside the class.



Collaborate.

Involve learners in the planning and decision-making processes about what, where and how learning will happen.

Example: Online notebooks, websites and classrooms (e.g. Evernote, Google Sites, Moodle or Google Classroom) support collaborative planning by organizing and managing resources and providing opportunities to work together.



Critically Analyze.

Helping learners critically analyze information for relevance and trustworthiness builds learners' confidence in navigating and evaluating online environments.

Example: Understanding information privacy helps learners establish security routines when engaging with online services.



MY LIFE AS A BLENDED LEARNER

I CREATE



- I use digital resources to broaden my perspectives and deepen my knowledge.
- I create original works or repurpose, remix and mash up digital resources into new creations.
- I explore real-world issues and develop ideas and theories as I look



MY LIFE AS A BLENDED LEARNER


I COMMUNICATE

- I learn to express myself creatively for a variety of purposes and audiences using the right platforms, tools, styles, formats and digital media for my communication goals.
- I bring my real and whole self to learning and communicate with real audiences.



MY LIFE AS A BLENDED LEARNER

I COLLABORATE



- I enrich my learning by collaborating with others - peers, experts or community members - close by or at a distance.
- I work with instructors to design learning paths and opportunities that meet my needs so I can make my dreams a reality.



MY LIFE AS A BLENDED LEARNER

I THINK CRITICALLY

- I learn how to choose and evaluate digital resources and tools to expand my knowledge, produce creative work and make meaningful learning experiences for myself and others.
- I explore the rights, responsibilities, ethics and opportunities of living, learning and working in a digitally connected world.



4 building blocks of blended learning

Create

- Learners create original works or repurpose, remix or mash up digital resources into new creations.
- Learners build knowledge by exploring real-world issues, developing ideas and theories and pursuing answers and solutions.
- Learners set learning goals and use technology to customize their learning environments to support their learning.

Communicate

- Learners express themselves creatively for a variety of purposes and audiences using the platforms, tools, styles, formats and digital media appropriate to their communication goals.
- Learners bring their authentic selves to learning and communication and have opportunities to communicate with authentic audiences.

Collaborate

- Learners use digital tools to broaden their perspectives and enrich their learning by collaborating with others including peers, experts or community members.
- Learners and instructors collaborate to create learning paths and design learning opportunities that meet learner needs and help them realize their dreams.

Critical thinking

- Learners critically curate a variety of resources using digital tools to construct knowledge, produce creative artifacts and make meaningful learning experiences for themselves and others.
- Learners explore the rights, responsibilities, ethics and opportunities of living, learning and working in a digitally connected world.

What do these concepts mean to you?

Create

Communicate

Collaborate

Critical thinking

What are some experiences you have had with the building blocks?



delightful



favourite



sensible



weird

How do you use the building blocks to create learning experiences in your blended learning approach?

Create

Communicate

Collaborate

Critical thinking

Describe your favourite experiences using the building blocks.

Create

Communicate

Collaborate

Critical thinking

How would you like to use the building blocks differently?

Create

Communicate

Collaborate

Critical thinking

What are the barriers you face as you try to apply the blended learning building blocks?

Create

Communicate

Collaborate

Critical thinking

What would support you in the implementation of the blended learning building blocks?






Create

Communicate

Collaborate

Critical thinking

5 things I would like to know more about





More blended Learning at AlphaPlus

- the paper in text and ASL: alphaplus.ca/download/position-paper-on-blended-learning-in-adult-education
- the webinar: alphaplus.ca/event/what-is-blended-learning
- the infographic: alphaplus.ca/download/blended-learning-and-the-four-cs-in-lbs
- the Pressbooks collection: ecampusontario.pressbooks.pub/blendedlearning





How can we help?



At AlphaPlus we have a diversity of opportunities for adult literacy instructors who are exploring, experimenting and evaluating blended learning.

Bring us your blended learning dreams and we will help you make them a reality.

alphaplus.ca

info@alphaplus.ca

(416) 322-1012 or 1 (800) 788-1120

