


Challenging


If this tune was not written about 70 years ago, someone should have done so. The accompaniment is quite basic with a few slightly challenging chord forms. The chords can be played staccato or they can be sustained as the next bass note is sounded. It is also perfectly alright to add some "swing" variations to the chords just to break up the monotony. The melody should be played with a swing feel and can at least be rhythmically modified by the performer.

Moderate Swing

mm = 140 = 

C'est Moi


by George Arvola
(in 2011)



Chord progression: C, E7

Annotations: "chords can be sustained....." and "or the chords can be somewhat staccato"


Fingerings: 0, 1, 2, 3, 4



Chord progression: A7, A7b9, Dm


Annotation: "A7 if you wish, add some swing eighth variations to the chords."

Fingerings: 1, 2, 3, 4



Chord progression: E7, Am

Fingerings: 1, 2, 3, 4



Chord progression: D7, G7

Fingerings: 1, 2, 3, 4, 5

The image displays a musical score for the song "C'est Moi" on page 2. It consists of four systems of music, each with a vocal line and a guitar accompaniment line. The guitar part includes chord diagrams and fret numbers.

System 1: The vocal line starts with a C major chord. The guitar accompaniment features a C major chord (fret 1, 2, 3, 4) and an E7 chord (fret 2, 3, 4, 5, 6, 7).

System 2: The vocal line starts with an A7 chord. The guitar accompaniment features an A7 chord (fret 2, 3, 4, 5, 6, 7) and a Dm chord (fret 2, 3, 4, 5).

System 3: The vocal line starts with an F chord. The guitar accompaniment features an F chord (fret 1, 2, 3, 4), a Dm7b5 chord (fret 2, 3, 4, 5, 6, 7), a C chord (fret 1, 2, 3, 4), and an A7 chord (fret 2, 3, 4, 5, 6, 7).

System 4: The vocal line starts with a D7 chord. The guitar accompaniment features a D7 chord (fret 2, 3, 4, 5, 6, 7), a G7 chord (fret 3, 4, 5, 6, 7, 8), a C chord (fret 1, 2, 3, 4), a Dm7 chord (fret 2, 3, 4, 5, 6, 7), and a G7 chord (fret 3, 4, 5, 6, 7, 8).

"C'est Moi Encore" which follows on the next two pages is a variation on this tune. Join the two songs together for a longer performance.

Difficult

Yes, it is the same song with an embellished melody and a slightly more advanced rhythm accompaniment. A hybrid style or a totally fingerstyle approach will be needed here as there is a very active bass line.

The accompaniment is definitely more of a bass line than a rhythm guitar part in this rendition of the tune. The sparse two and three note chords are there to just fill in some basic harmony and this gives the melody player lots of space for extemporizing. (another fancy word for improvisation) The two note chords can be either sustained as shown or clipped short.

The melody line will sound better when played 8va. The job of how to finger the melody is left up to the player. "No open strings" will be best even when the tune is played in the octave shown.

C'est Moi Encore

The musical score for "C'est Moi Encore" consists of a melody line and a bass line. The bass line is highly active, featuring a variety of chords and fingerings. The chords are labeled as C, E7, A7, Dm, Am, D7, and G7. The melody line is written in a single staff, and the bass line is written in a single staff. The score is divided into four systems, each containing a melody line and a bass line. The first system includes the instruction "chords can be sustained.....or clipped short." and the second system includes "unusual fingering". The bass line uses a mix of standard and unusual fingerings, including some with circled numbers (2, 3, 4, 5). The melody line is written in a single staff, and the bass line is written in a single staff. The score is divided into four systems, each containing a melody line and a bass line. The first system includes the instruction "chords can be sustained.....or clipped short." and the second system includes "unusual fingering".

Chords can be sustained.....or clipped short.

unusual fingering

First system of musical notation, measures 1-3. The top staff contains the melody. The bottom staff contains the guitar accompaniment with chord diagrams and fret numbers. Chords are labeled C and E7.

Second system of musical notation, measures 4-6. The top staff contains the melody. The bottom staff contains the guitar accompaniment with chord diagrams and fret numbers. Chords are labeled A7 and Dm.

Third system of musical notation, measures 7-9. The top staff contains the melody. The bottom staff contains the guitar accompaniment with chord diagrams and fret numbers. Chords are labeled F, Dm7b5, C, and A7.

Fourth system of musical notation, measures 10-13. The top staff contains the melody. The bottom staff contains the guitar accompaniment with chord diagrams and fret numbers. Chords are labeled D7, G7, C, Dm7, and G7. A circled '1' is placed above the first measure of this system.

Fifth system of musical notation, measures 14-16. The top staff contains the melody. The bottom staff contains the guitar accompaniment with chord diagrams and fret numbers. Chords are labeled G7, C, Fm, and C. A circled '2' is placed above the first measure of this system.