Low Position Four Part Major 7th Chords

(Book 5) Lesson 12b.



Bass Note on "D"

Move each line upward along the fingerboard to whatever range your guitar can accomodate.

The practical method for developing the Maj7 chord fingering is to move the b7th of the Dominant 7th chord up one half tone. This is not the "theory book" method but works well in simplifying the fingering process.



Bass Note on "A"

Move each line upwards chromatically.

Be sure to spell the chords before you play. Playing and learning only the fingering is not quite good enough.

Some inversions may be muddy in very low pitch range.



Bass Note on "E"

Move upwards chromatically.

Some fingerings will be challenging. Patience will win. Relax the left hand and allow the fingers to do the required stretches.