

(Book 3) Lesson 23.

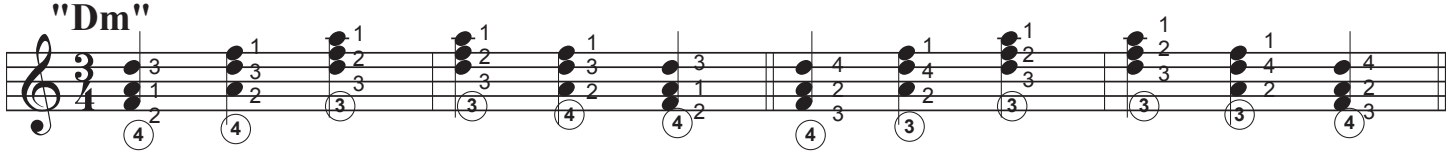
Unison Minor Triads and Arps in First Inversion

Continue the triad study, moving up the neck in half tones as far as the fingerboard will allow in reasonable comfort. Let the chord spelling flow through the brain.

1. Change position on "D" string


2. Change position on "G" string.

"Dm"

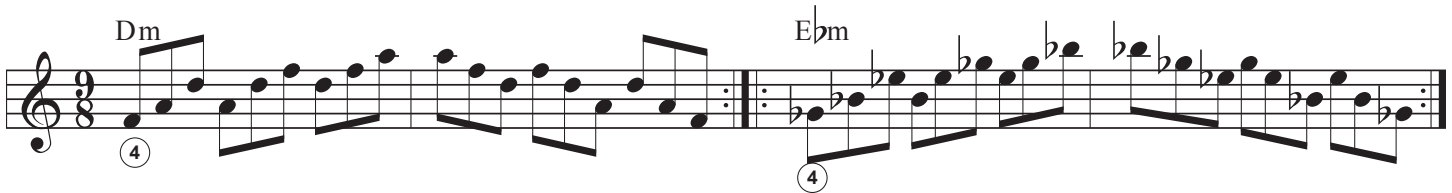


3. Change position on "D" -- descend on "G".

4. Change position on "G" --- descend on "D"



First Inversion Minor Chord Arpeggios: Play four fingerings of each chord.



(Bbm, Bm and Cm may be playable on some guitars.)