




# (Book 2) Lesson 25b

## Five Tone Studies on "G" and "B" starting from the highest note.

Also play this page as one continuous study rather than eight individual lines.



Unisons are available on the "B" and "E" strings.



### Basis of Fingering:

In general, it is best to begin all descending scale passages with the 4th finger when starting from the second string, and moving on to the third string.

Keep in mind that although these rules exist, there are all of the other fingering devices that are available for your dining pleasure.

If you are not spending the time to practice the unison scales, you may very well be missing out on the most important part of the learning process.