Key of Bb Major (closed)

Keys containing two or more flats are generally more conveniently played in a higher position on the guitar. Students might make an attempt at a 2nd position fingering just to find how awkward it would be. Flat keys favour odd numbered position. The key of Bb Major will play more comfortably in 3rd position.

Observe the fingering and string markings carefully. Notice the "extended" fingering of the note "A" on the fourth string. Attentive students may notice that this scale fingering is exactly the same as the key of "A" Major but a semitone higher in pitch. A bit of thought should erase that surprise.

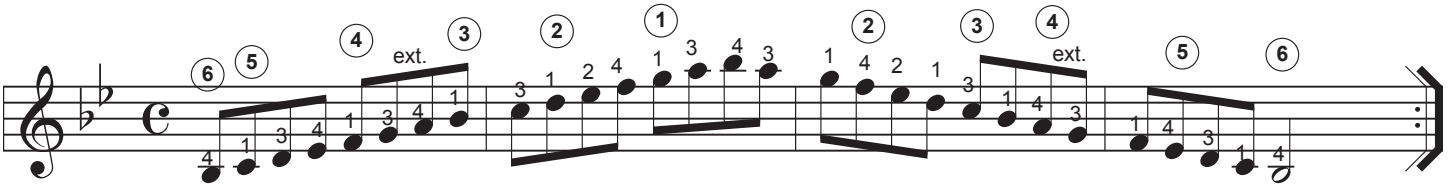

Use 3rd position fingering but don't be afraid of shifting if the music demands an alteration.



Pencil in your fingering if need be. Having a pencil on your music stand is a good thing. Many students avoid this for no apparently good reason.



Return to "Lesson 22a" and work out a closed fingering for the scale study. Some modifications will have to be made to access the low notes in the study.