Key of E Minor (in open position)

(relative to G Major)

Although your speed may be improving automatically, remember that you should be trying to increase it beyond your comfort zone. Don't be complacent about your velocity. Practice both scales using the format shown in Lesson 2b.

"E" Harmonic Minor



"E" Melodic Minor





Several passages have been marked with glide picking. This is not a necessity but may be easier in some situations. Don't be afraid to experiment with some slurred notes. Adding tasteful slurs may also affect the direction of the pick on the subsequent note. Keep your thinking cap on your head rather than on the hat rack.

Learn the Em, Am, B7 and F#7 chord by referring to the chord chart at the back of the book. Then improvise a waltz style bass-chord accompaniment for this tune.

If you can make a few bucks performing the above scale study in 3/4 time, don't tell me about it! Just collect your cash and run!