

WebAdvisor – How to find your Timetable

WebAdvisor

WebAdvisor is the place where you can find all of your official information, including your official class schedule.

In cases of discrepancy between FanshaweOnline and WebAdvisor, WebAdvisor should be taken as the most accurate source of information. If you have any questions, connect with your Educational Support Technologist, Program Manager, or Academic Planner.

WebAdvisor

Class Schedules

Please note: Although we make every effort to provide you with information in advance, changes do happen. Make sure you check your WebAdvisor before your first class to note any potential room changes.

Finding your Timetable on WebAdvisor

WebAdvisor

Where to find it?

WebAdvisor can be found in a number of ways.

Directly:

- Use the WebAdvisor button on your FOL homepage
- Google Fanshawe College WebAdvisor

Through myFanshawe:

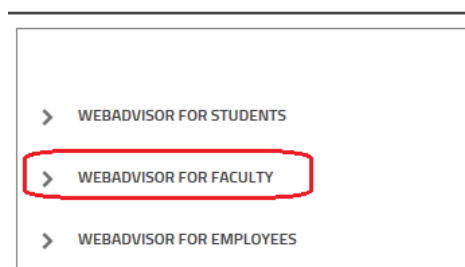
WebAdvisor is in the list on the right called "Links"

- Access myFanshawe on any college computer by opening up Internet Explorer or using the myFanshawe icon on your desktop
- Use the myFanshawe button on your FOL homepage
- Google myFanshawe

There are 2 different views for your timetable, in a list or in a grid format.

Faculty Class Schedule – List View

- Login to WebAdvisor (use your regular Fanshawe Credentials)
- Click on the *WebAdvisor for Faculty* menu option



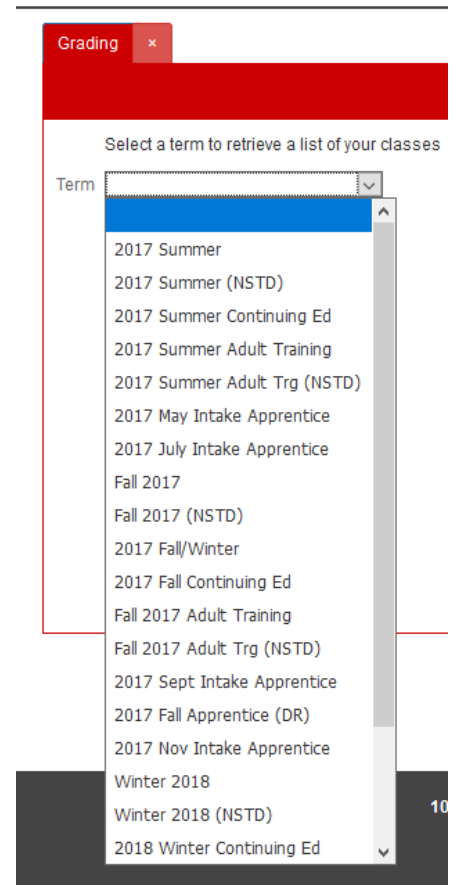
- Then click on *Faculty Information*



- Choose *Faculty Class Schedule*



- Select the appropriate term from the dropdown menu and click submit.



- Your classes will be listed in a list with room numbers and times if appropriate. See the image below for an example.

Class Schedule
×

[Go back](#)

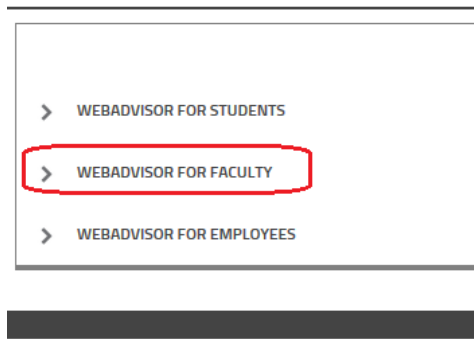
You may use your browser's print feature to print this view.

Class Name and Title	Days of Week	Start Time	End Time	Bldg	Room	Start Date	End Date
COMM-1100-01 Written Comm for Business	TH	02:00PM	04:00PM	A	A2006	02/07/18	17/08/18
	F	03:00PM	04:00PM	D	D1004-1	02/07/18	17/08/18
SOSC-1012-60 Discovering Social Sciences	F	11:00AM	01:00PM	A	A2006	02/07/18	17/08/18
This is a blended course with the online hour listed on a separate line. ➡				OL	ONLINE	02/07/18	17/08/18
WRIT-1032-40 Reason & Writing-Business 1				OL	ONLINE	02/07/18	17/08/18

Course 1 - Web-Enhanced
Course 2 - Blended
Course 3 - Fully Online

Faculty Class Schedule – Grid View

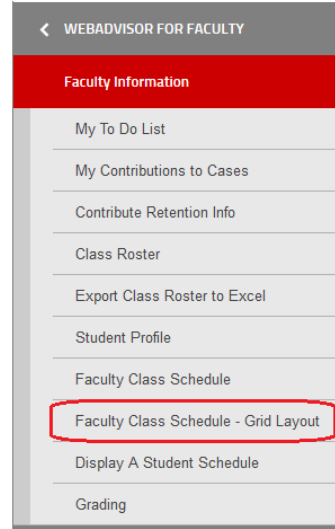
- Login to WebAdvisor (use your regular Fanshawe Credentials)
- Click on the *WebAdvisor for Faculty* menu option



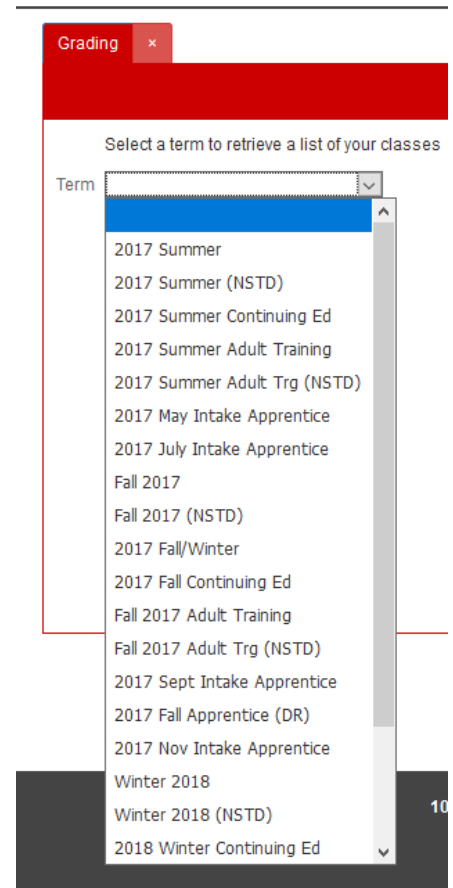
- Then click on *Faculty Information*



- Choose *Faculty Class Schedule – Grid Layout*



- Select the appropriate term from the dropdown menu and click submit.



- Your classes will be laid out on a weekly grid where appropriate. Please note: Blended hours and Online classes appear at the bottom of the grid.

Day/Hour	Monday	Tuesday	Wednesday	Thursday	Friday	Saturday	Sunday
7:00AM							
8:00AM	Blended Courses appear as a block on the timetable grid and also at the bottom of the page representing the online hour						
9:00AM							
10:00AM							
11:00AM	Web-Enhanced courses appear in 3 spaces on the timetable grid				SOSC-1012-60 Discovering Social Sciences 11:00AM - 01:00PM A Building A2006 (From 02 Jul 2018 to 17 Aug 2018)		
12:00PM							
1:00PM							
2:00PM				COMM-1100-01 Written Comm for Business 02:00PM - 04:00PM A Building A2006 (From 02 Jul 2018 to 17 Aug 2018)			
3:00PM				COMM-1100-01 Written Comm for Business 02:00PM - 04:00PM A Building A2006 (From 02 Jul 2018 to 17 Aug 2018)	COMM-1100-01 Written Comm for Business 03:00PM - 04:00PM D Building D1004-1 (From 02 Jul 2018 to 17 Aug 2018)		
4:00PM							
5:00PM							
6:00PM							
7:00PM							
8:00PM							
9:00PM							
10:00PM	Fully Online courses and the Online hour of Blended Courses will appear at the bottom of the grid.						

The following course(s) are taught ONLINE and do not appear on the schedule above:

SOSC-1012-60 Discovering Social Sciences - 1.0 Hour(s) per week