



Editing a Widget

Widgets

Widgets can be found on your FOL course homepages.

You will now find a Course Information widget on each of your FOL homepages. Please complete this information before classes open to students.

FOL Essentials

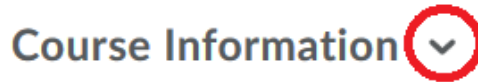
Policy: A115 E-learning

To support the College strategic goal to advance e-learning, essential FanshaweOnline elements have been outlined and are expected to be present in **EVERY** FOL course.

The Course Information widget fulfills one of these Essential Elements. You can view the full list here: [College Policy A115-Elearning](#)

Editing a Widget

Click the drop down arrow next to the name to access the widget menu



Choose the menu option *Edit this widget*

Course Information ▼

Course Professor: First/Last Name

Contact: jsmith@fanshaweonline.ca

Style this widget

Edit this widget

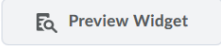
Collapse this widget

Setting up your gradebook

Choose the *Content* tab at the top

Edit Widget

Course Information



Properties Release Conditions **Content**

Edit Widget Properties

Name *


Course Information

Description

Add your information using the text editor box

Widget Content

Contents



Course Professor: [First/Last Name](#)

Contact: jsmith@fanshaweonline.ca

Click *Save and Close* at the bottom of the page

Course Professor: [First/Last Name](#)

Contact: jsmith@fanshaweonline.ca

Save and Close Save Cancel

Return to your course homepage to view your changes.